



Believe in Bahamians

REFLECTING ON A LEGACY

Building for the future.



cablebahamas

Annual Report 2024

At Cable Bahamas Group we shape connected lifestyles and create unforgettable experiences throughout The Bahamas. By integrating cutting-edge technology with exceptional services, we empower individuals, businesses, and communities to thrive in an increasingly connected world.



Contents

Vision. Mission. Core Values2

Chairman’s Report 3

President’s Report7

Management Discussion & Analysis..... 9

Celebrating 50 Years of Independence 15

ALIV’s Commitment to Local Growth,
Market Leadership, and Expanding Connectivity 17

ALIVFibr:
Transforming Connectivity for a Digital Future..... 19

ALIV Business: The New Frontier 21

Driving Impact through Community and Partnerships23

iNSPIREHER: Elevate, Empower, Enrich.....25

Building a Sustainable Future27

Human Resources: Investing in Our People 31

Independent Auditors’ Report 34

Consolidated Financial Statements.....42

Executive Team97

Corporate Information 98

Audit Committee..... 99

Directors Table FY24101

Corporate Governance..... 103

OUR VISION

Be the leader in enabling connected lifestyles and experiences.

OUR MISSION

To deliver market leadership in mobile and fixed in order to be the leader in enabling connected lifestyles and experiences.



Chairman's Report



“It is my honor to present the 2024 Cable Bahamas Annual Report. During fiscal 2024, we continued to build on our legacy, fostering a path of resilience, growth, and community commitment.”

Ross McDonald
Chairman

Believing in Bahamians: Reflecting on a Legacy, Building for the Future

Fellow Shareholders,

This report showcases the many ways the Cable Group is leading in connectivity, technological advancements, and community impact across The Bahamas. We have maintained a clear focus on strategic initiatives that not only strengthen our business but also enrich the lives of the people and communities we serve.

Strengthening Financial Resilience and Long-term Growth

In today’s competitive telecommunications landscape, financial resilience and stability is a priority. The Cable Group remains committed to building a solid foundation that supports sustained growth and innovation. At the end of 2024, our ALIV shareholders took significant steps to strengthen the company’s financial

position, which included reducing expenses and improving our balance sheet. Following the past Fiscal year, ALIV raised \$120 million in new preferred shares, replacing existing debt, extending debt maturities, and providing \$60 million in new capital for investment and working capital requirements. This substantial funding boost will enable us to drive progress, maintain our market leadership, and provide value to our customers and shareholders.

This strategic financing positions us well to pursue key investments in technology, and innovative services. Our efforts not only strengthen our financial position but also underscore our commitment to building a resilient, future-ready organization prepared to meet the evolving needs of our customers. By solidifying our capital structure, we’re enhancing our ability to invest in essential infrastructure and innovative solutions that will allow us to maintain our competitive edge in the Bahamian market.

Our Commitment to Bahamian Excellence and Innovation

As we reflect on the past year, our dedication to delivering Bahamian excellence has guided every initiative and decision. At Cable, we are committed to bringing best-in-class technology to the Bahamian people, supporting individuals, businesses, and communities in staying connected in meaningful ways. With a strong commitment to excellence, we strive to create solutions that are reliable, accessible, and aligned with the needs of our customers.

This year, we celebrated the 50th anniversary of Bahamian independence by highlighting our role in connecting generations. The Cable Group has been at the forefront of innovation, consistently expanding our reach and enhancing service quality. Our journey, which started in 1995 with cable television, has since evolved to include broadband, mobile, and digital media services. ALIVFibr, our high-speed fibre-optic internet service, is the latest step in our commitment to offering Bahamians the best in connectivity. This service underscores our mission to close the digital divide and ensure every Bahamian household has access to fast, reliable internet.

Our Bahamian roots and commitment to excellence are evident in all our actions, as we work to position the Cable Group as a leader in connected experiences across mobile, broadband, and media. Every decision, from infrastructure investments to customer support enhancements, is driven by our commitment to delivering high-quality services that truly meet the needs of the Bahamian people.

Community Commitment: Giving Back and Moving Forward Together

We remain deeply committed to the communities we serve. This year, we partnered with over 100 local businesses and organizations to support events and initiatives that empower individuals, strengthen communities, and promote cultural pride. From sponsoring iconic cultural celebrations like Junkanoo to advancing education with programs such as Girls in ICT Day, Cable is working to ensure all Bahamians have access to the resources and opportunities they need to succeed.

We partnered with various community organizations to provide resources that help individuals succeed in today’s digital economy. These efforts include programs focused on digital literacy, skills development, and youth empowerment, equipping Bahamians with tools to thrive in a technology-driven world. By investing in local talent and fostering an environment where future leaders can grow, we are strengthening our communities and reinforcing our role as a pillar of national progress.

Our work also extends to environmental and governance initiatives, which are core to growing our sustainability efforts. This year, we reduced our carbon footprint by implementing initiatives like fibre-to-the-home (FTTH) and integrating electric vehicles into our fleet. These projects, along with waste reduction and solar power initiatives, demonstrate our dedication to building a sustainable future for The Bahamas. Through these efforts, we are not only reducing our environmental impact but also setting a precedent for sustainable business practices within the region.

Looking Ahead: Vision and Strategic Focus

As we move forward, our focus remains on driving long-term growth and delivering exceptional value to our customers, shareholders, and communities. We have laid the groundwork for substantial progress in the coming years, by expanding our ALIVFibr footprint throughout New Providence and ensuring that Bahamians across the islands have access to reliable, high-quality connectivity.

As we are on the heels of celebrating our 30th anniversary of Cable Bahamas in 2025, it will be a moment of reflection and celebration of our impact, as well as an opportunity to further our legacy of service to The Bahamas.

Our commitment to continuous improvement will guide our strategic focus on technological advancements, customer satisfaction, and community impact. We are excited about the future and confident in our ability to serve as a trusted telecommunications provider for Bahamians today and for generations to come.

Acknowledgments

In closing, I extend my deepest thanks to our exceptional employees, whose dedication and passion are the driving forces behind our success. From front-line staff to the senior leadership team, your hard work and commitment to excellence form the backbone of Cable. I am grateful for your contributions and your dedication to our mission of connecting and empowering the Bahamian people. Together, we’ve not only strengthened our services but also enriched the lives of our customers and communities.

To our shareholders, partners, and customers, thank you for your trust and support. Together, we are building a future that brings meaningful value to the lives of Bahamians, reinforces our commitment to excellence, and solidifies Cable’s position as the country’s leader in telecommunications.



Ross McDonald
Chairman



President's Report

Dear Shareholders,

As we present this year's Annual Report under the theme "Believing in Bahamians: Reflecting on a Legacy, Building for the Future," we reflect on the significant progress Cable Bahamas Group of Companies (CBL) has made in our shared journey with the people of The Bahamas. At the turn of our financial year 2024, The Bahamas celebrated 50 years of independence, and we are proud to have played a pivotal role in shaping the nation's telecommunications landscape. From our early days as the first cable provider to our current leadership in mobile, broadband, and digital media services, CBL has always been a key player in connecting generations of Bahamians.



Financial Highlights

I am pleased to report the company achieved total revenue of B\$242 million, representing a 5% growth over the previous year. This growth is attributed to increased demand for mobile services across both consumer and corporate sectors, as well as robust expansion in the fixed corporate business. CBL continues to hold a strong market position in the fixed consumer business despite increased competition, and experienced meaningful growth in international inbound roaming through its partnership with Digicel. The company's EBITDA for the year totaled B\$91 million, marking a 5% improvement over the prior year and highlighting the group's profitability and cost-control measures.

Expanding Connectivity: ALIVFibr & 5G

Our most significant achievement of this year has been the continued rollout of ALIVFibr, our next-generation fibre-to-the-home (FTTH) service. ALIVFibr represents the future of connectivity in The Bahamas, bringing the fastest internet speeds and unparalleled reliability to Bahamian homes. By the end of fiscal year 2024, we passed 88,000 homes and connected 10,000 homes here in New Providence having spent a cumulative sum of \$70m of the planned \$85m—a major achievement.

In addition to the reach of ALIVFibr, the technology itself is revolutionary. Offering download speeds of up to 1Gbps, ALIVFibr provides the speed and bandwidth necessary to support high-definition streaming, smart home systems, and the increasing demands of digital workspaces. This is not just about faster

internet—it's about giving Bahamians the tools they need to stay competitive and connected in today's fast-paced world.

While our fibre network expansion has been a major focus, we are also laying the groundwork for the next major leap in telecommunications: 5G. ALIV's network, established just seven years ago, is the newest and most resilient in The Bahamas, built to first-world standards with future-proof capabilities. Currently operating at 4.5G LTE, this robust infrastructure is poised for the upgrade to 5G technology, which will bring ultra-fast mobile data speeds, low latency, and enhanced connectivity.

We are working closely with the URCA to monitor their plans for spectrum allocation and necessary framework to explore making 5G a reality.

Empowering Communities through Innovation and Operational Excellence

At the heart of everything we do is our commitment to the Bahamian people. This commitment is not just reflected in our technological advancements but also in our dedication to environmental sustainability, social progress, and strong governance.

We have made significant strides in our

Environmental, Social, and Governance (ESG) initiatives, underscoring our role as a responsible corporate citizen which I wish to highlight a few key initiatives;

- Including the integration of electric vehicles into our service fleet.
- The adoption of solar power at key infrastructure sites.
- Reduction in power consumption, saving over 2,600 tonnes of CO2 annually through our more efficient FTTH network.
- Improvement of our internal risk management and internal audit functions
- The achievement of three ISO certifications;
 - + ISO14001 – Environmental Management
 - + ISO 45001 – Occupational Health & Safety
 - + ISO 9001 – Quality Management

In closing, I want to extend my deepest gratitude to our employees, shareholders, and customers. Your continued trust and support have been instrumental in our success. Together, we will build on our legacy, push beyond boundaries, and ensure that Cable Bahamas remains a leader in telecommunications, driving national development and empowering Bahamians for generations to come.



Franklyn Butler II
Group CEO and President

Our commitment to being the leader in connected lifestyles and experiences remains the primary driver for the Company’s success in 2024. Our focus on the future of connectivity has fueled our determination to deliver high-speed connectivity and superior customer experiences to our 255,000 subscribers through a combination of fibre-optic broadband, streaming platform, and advanced mobile networks. In 2024, we continued to enhance our network, improve customer satisfaction and deliver a smarter more connected future through the rollout of ALIVFibr.

Financial Highlights

Total Revenue: \$242m, representing a 5% increase compared to \$231m in FY23.

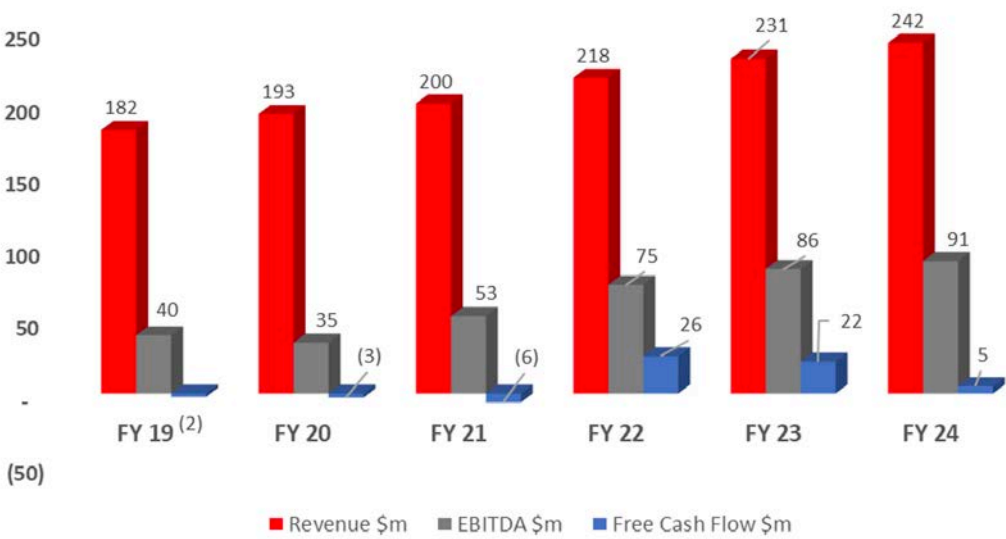
EBITDA: \$91m, an increase of 5% year-over-year, reflecting growth of 4% in our consumer market and 7% growth in our corporate market.

Net Loss: \$3m, an improvement of \$3m over FY23, driven by increased operational performance, reductions in interest expense and dividends on preferred shares. Gains offset by increased depreciation of \$6m due to the acquisition of ALIVFibr Network Assets.

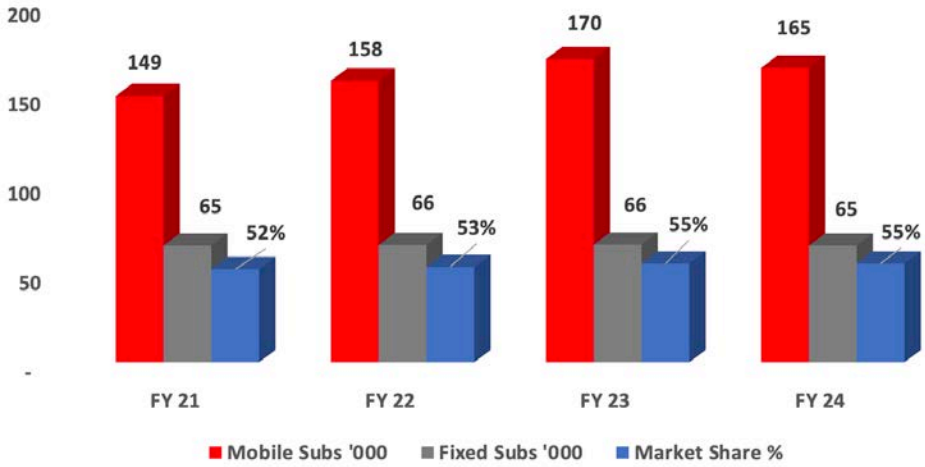
Free Cash Flow: \$5m derived from net cash generated from operations of \$80m (FY23 \$76.5m) less purchases and leases of assets \$74.9m (FY23 \$53.3m).

Capital Expenditures (CAPEX): \$72.8m (including intangible assets), directed towards network expansion, fibre-optic deployments, and digital service enhancements.

Operating Performance



Subscribers & Market Share



The table above and commentary below reflects our residential and consumer subscriber base only.

Segment Performance Analysis

Fixed Broadband Services

Revenue: Fixed broadband revenue grew by 2% to \$131m, driven by increased demand for high-speed internet services and the expansion of our fibre to the home network on the island of New Providence with over 10K customers already using this upgraded service.

Strategic Initiatives: We invested \$70m to date in network infrastructure to enhance the speed and reliability of our services, enabling more customers to access speeds of up to 1 Gbps.

TV Services

Revenue: TV services revenue declined by 7.3% to \$37m, compared to \$40m in the previous year. This decrease is attributed to the ongoing trend of cord cutting as consumers shift towards streaming platforms.

Content Strategy: Despite the challenges, we strengthened our content portfolio by adding new premium channels and exclusive regional programming, which helped retain our high-value subscribers.

Streaming Platform: We continue to invest in our own IPTV platform, contributing to our efforts to diversify our TV-related revenue streams.

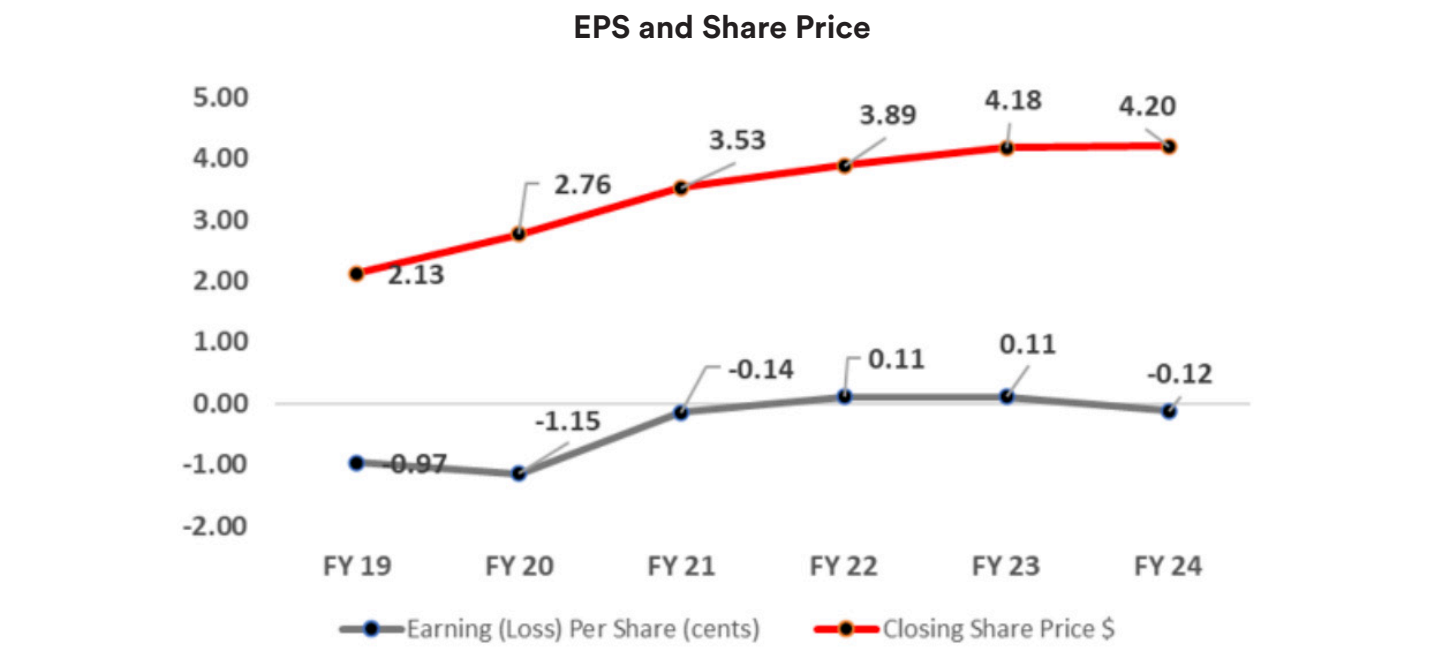
Mobile Services

Revenue: Mobile services revenue increased by 9% to \$109m, driven by growth in prepaid subscribers.

Subscriber Growth: Total consumer mobile subscribers reached 165,000, with prepaid customers growing by 4% to reach 54% market share due to targeted promotional campaigns and device bundling offers.

Overall fixed and mobile ARPU remains stable at circa \$79 and \$48 respectively.

Earnings Per Share and Share Price Performance



The Company reported negative 0.12 Earnings Per Share (EPS), a reduction from a positive EPS of 0.11 in the prior year. The loss is due to additional depreciation on the ALIVFibr assets which were put into use as at July 1st, 2023.

Key Drivers of EPS Growth:

- Revenue Growth:** 5% revenue growth driven by 9% growth in mobile revenues and 2% growth in fixed revenues.
- Debt Management:** We successfully reduced our debt by \$40m and debt service costs by \$4m through a restructuring of loans and refinancing of preferred shares. Lower interest payments and delaying principal payments positively impacted our net income, further enhancing our EPS performance.

Outlook for EPS:

Looking forward, we expect continued growth in EPS as we focus on network expansion, further monetizing our digital services, and leveraging our fibre-optic broadband platform. We anticipate that EPS will improve from both organic revenue growth and cost management strategies. However, we remain cautious of potential risks from increased competition and global economic conditions that could affect profitability.

The Group continued paying consistent dividends to its ordinary shareholders, declaring and paying a dividend of \$.12 per share.

Cash and Bank balances

The Company’s cash balance decreased by \$24m during the year from \$54m to \$29m on June 30, 2024. This decrease is due to further capital expenditures primarily toward the Company’s Fibre rollout and derisking the balance sheet by early repayment of high-costs debt obligations. Bond and preferred share principal payments of \$4m and \$14m were also made during the year. The company also paid ordinary dividends totaling \$5m and \$17m on preferred shares.

The Company’s continued dividend payment of \$.12 per share is supported by earnings growth and cash flow generation across the group. Our continued investment in fibre-optic infrastructure and digital services has positioned us for long-term growth while still allowing us to return value to shareholders.

Receivables

Trade and Other Receivables closed at \$32m in June 2024, an increase of \$14.6m over FY 23, driven primarily by increased GOB receivables. \$6m of the increase relate to receivables in the normal course of business while \$9m of the increase related to one off receivable related to additional equity investments in ALIV by the GOB.

Over 95% of the mobile consumer subscribers of The Group are paid in advance, which significantly reduces the risk of uncollected cash for The Group. We’ve reduced our number of days receivable for our fixed residential subscriber base to 19 days while the commercial customers are at 39 days.

Write offs as a % of revenue remains less than 2% which gives an indication of the quality of The Group’s customers.

Property, Plant and Equipment and Intangible Assets

The Group’s Property, Plant and Equipment closed at \$312m at the end of FY 24 up \$9.6m from FY 23. This was driven by \$70.9m in additions and \$59m in annual depreciation.

The Group’s Intangible Assets closed at \$46.8m at the end of FY 24 down from \$52.2m in FY 23. Key movements include additions of \$2.2m and amortization of \$8.8m.

Additions to property, plant and equipment mainly comprised \$40m continued investment in the ALIV Fibre rollout in New Providence.

Interest Bearing Debt

The Group continues to pursue opportunities to refinance existing debt by extending repayment terms and lowering interest rates.

During the year, the Group converted \$10.75m promissory notes to equity resulting in a reduction of \$2.4m in interest. At the end of the year, total interest-bearing debt was \$322m, down from \$353m in the prior year, a reduction of \$31m.

The Group’s interest-bearing debt has an average cost of 6.5% and an average tenor of 8 years.

Revenue

The Group realized 5% revenue growth year over year driven by 8% growth in consumer mobile market, 11% growth in our corporate mobile market and 6% growth in our corporate fixed market. Our mobile segment also saw 88% growth in international roaming resulting from a change in the roaming division structure.

Fixed Residential revenues YOY change was flat with an increased uptake in broadband services across the board offset by continued losses in TV subscribers, which continues to be a global trend.

Operating Expenses

Operating expenses for the year totaled \$149m which represents a 4% increase over PY driven primarily by increases in direct costs associated with increased revenues, increases in regulatory charges and marketing and product development expenses associated with the roll out of ALIVFibr.

A key focus of the group is to achieve significant cost savings once the roll out of ALIVFibr is completed with targeted reductions in network maintenance, customer service and IT supports costs.

2024-2025 Outlook

Economic Conditions, Challenges and Risks

As we look ahead, we are well-positioned to capitalize on the opportunities presented by the evolving telecommunications landscape. Our strategic focus will remain on driving growth through continued investments in next-generation networks, enhancing our customer experience, and expanding our service offerings in both consumer and corporate markets.

1. Network Expansion and 5G Rollout

We will continue to prioritize the expansion of our fibre technology, aiming to reach 30,000 subscribers by the end of 2025. This investment in network infrastructure will unlock new revenue streams, particularly in high-demand areas such as IoT (Internet of Things), smart city solutions, and enterprise services, positioning us as a market leader in the digital era. We also expect strong growth from the continued deployment of fibre-optic broadband, enabling faster, more reliable internet access for both residential and business customers.

The group continues to review the practical applications of 5G in The Bahamas and its ability to monetize such an investment.

2. Enhancing Customer Experience

Improving our customer experience remains a central pillar of our strategy. In 2025, we will focus on delivering personalized, seamless services across our mobile, broadband, and TV platforms. The ongoing integration of AI-powered support and digital tools will enhance our ability to address customer needs quickly and efficiently, reducing churn and driving higher customer satisfaction.

3. Digital Transformation and New Revenue Streams

Our investment in digital services will accelerate, with a focus on monetizing our streaming platforms and cloud solutions for corporate clients. As customers increasingly seek bundled services that combine mobile, broadband, and TV, we are well-positioned to offer attractive, comprehensive solutions that strengthen customer loyalty and increase ARPU.

4. Financial Performance

We anticipate continued revenue growth across our core business segments – mobile, broadband, and corporate services leveraging customer demand for high-speed connectivity and digital services. Maintaining our profit margins and EBITDA growth remains a key focus despite cost pressures from inflation and increased competition. Our plans to invest in capital expenditure are aligned with our long-term goals, and we expect to deliver sustainable returns to shareholders through dividend payments.

5. Regulatory Environment and Risks

We recognize that the regulatory environment is evolving, particularly around spectrum allocation, data privacy, and network security. We remain committed to ensuring full compliance with all regulations and will continue to engage with government and regulatory bodies to shape policies that foster innovation and competitiveness in the telecommunications sector.

6. Environmental Risks

Extreme weather conditions, including hurricanes and flooding, pose a risk to our telecommunications infrastructure. Damage to critical network assets, such as cell towers, data centers, and fibre optic cables, can disrupt service continuity, leading to revenue loss and diminished customer trust.

The Group’s response to this risk includes ensuring that adequate insurance is in place, developing strong relationships with vendors for priority during catastrophic events and ensuring back-ups of key systems are maintained.

Conclusion

Looking forward, we are confident that we will continue to generate sustainable growth, driven by our strategic investments, operational excellence, and customer-centric approach. With a strong balance sheet, robust network infrastructure, and a growing portfolio of digital services, we are well-positioned to deliver value for both our customers and our shareholders in the future. Cable Bahamas Group is poised to deliver strong positive cash flows post its significant investment in ALIVFibr. The group will continue its strategic goals of seeking additional growth opportunities, deleveraging its balance sheet and providing enhanced returns for its shareholders.

Celebrating 50 Years of Independence – Connecting Generations

As The Bahamas reflected on 50 years of independence, it is a time to celebrate the nation's remarkable progress and the contributions of organizations like The Cable Bahamas Group of Companies (CBL). CBL has been a cornerstone in shaping the country's growth, evolving from its origins as the first cable provider to a leader in mobile, broadband, and digital media services. CBL's commitment to connecting generations of Bahamians has empowered the nation with communication technologies that are vital to its continued development.

CBL's journey began in 1995 with a bold vision: to bring cable television to Bahamian homes. This vision was not only revolutionary for entertainment in The Bahamas but also a pivotal cultural milestone. By providing Bahamians with access to global TV programming, CBL opened the door to greater global awareness, education, and entertainment. This foundation of connectivity helped bridge the gap between The Bahamas and the rest of the world, and CBL quickly became a part of daily life for thousands of families across the islands. Building on the success of its cable services, CBL expanded into broadband and fixed-line phone services, establishing itself as the first company to offer bundled solutions to Bahamian consumers. This transformation was solidified with the 2011 rebrand as REV, when CBL became The Bahamas' first triple-play provider.

REV revolutionized the telecommunications landscape by offering TV, internet, and phone services in one seamless, affordable package, making it easier for Bahamians to stay connected, informed, and entertained. The convenience and accessibility of these services set a new benchmark for quality in the telecommunications industry, reinforcing REV's reputation as a trusted household brand. In 2016, CBL once again transformed the industry by launching ALIV, the country's second mobile network provider. ALIV extended CBL's commitment to closing the digital divide across the islands, bringing affordable, high-quality mobile services to Bahamians

everywhere. This expansion solidified CBL's role as a leader in the telecommunications space, offering comprehensive solutions across mobile, broadband, and media platforms.



One of CBL's defining characteristics is its resilience in the face of challenges. In 2019, Hurricane Dorian devastated parts of The Bahamas, but CBL's infrastructure remained operational in some of the hardest-hit areas, providing an essential communication lifeline for Bahamians during the crisis. The company's ability to maintain uninterrupted services during a time of national emergency was a testament to its commitment to the Bahamian people. Whether through cable, internet, or mobile services, CBL ensured that families could stay connected when they needed it most.

The COVID-19 pandemic underscored the critical role of reliable telecommunications services. With remote work, online learning, and digital entertainment becoming essential, CBL responded swiftly by enhancing its broadband services to meet the rising demand.

global digital economy. As The Bahamas moves forward into its next chapter, CBL will continue to be at the heart of the nation's progress, delivering cutting-edge technology, connecting communities, and driving national development.

CBL's legacy of connection and service is not just a story of past accomplishments—it is a blueprint for the future.

By continuing to invest in innovation, infrastructure, and the communities it serves, CBL will ensure that Bahamians remain connected to the world, to each other, and to the opportunities that lie ahead. As we look back on the last 50 years, we celebrate not only the nation's independence but also the enduring role that CBL has played—and will continue to play—in shaping The Bahamas' future.



Looking ahead, CBL is focused on shaping the future of connectivity in The Bahamas. The launch of ALIVFibr in 2022 represents a new era of fibre-optic technology, bringing faster and more reliable internet services to Bahamian homes. This investment in fibre-to-the-home (FTTH) technology underscores CBL's commitment to staying at the forefront of telecommunications and ensuring that Bahamians have access to the best in digital connectivity. As the demand for high-speed internet continues to grow, CBL is leading the charge in bridging the digital divide and ensuring that The Bahamas remains competitive in the

ALIV's Commitment to Local Growth, Market Leadership, and Expanding Connectivity

ALIV remains dedicated to empowering local talent and positively impacting Bahamian communities. Through personalized services, strategic corporate partnerships, and active community involvement, ALIV reinvests profits locally and creates valuable employment opportunities that significantly contribute to The Bahamas' economic growth.

Market Leadership and Growth


In the highly competitive telecommunications industry, ALIV stands out as the undisputed leader, commanding over 50% of the market share. Our industry leadership is further demonstrated by over 20% growth in weekly prepaid plans, positioning ALIV as the prepaid market leader in The Bahamas.

Our success is driven by an unwavering dedication to keeping our customers satisfied and loyal. Our efforts have led to a significant increase in Mi-Fi customer retention and a decrease in customer attrition in the wireless broadband segment. Furthermore, our top-up revenue has experienced a 5% year-over-year growth, which is a clear reflection of the rising demand for our prepaid services and packages.

We've been working hard to bring even more value to our customers, and we're proud to share that this has resulted in a significant boost in Average Revenue Per User (ARPU). This growth can be attributed to the increase in sales of our data plans.

Expanding Connectivity

ALIV is at the forefront of expanding digital connectivity across The Bahamas. As the leader in VoLTE (Voice over LTE) connections, we offer superior call quality and data capabilities, further distinguishing us from competitors transitioning from older 3G to 4G networks.



Our mission to expand our network has made a real impact in connecting communities previously without reliable internet access. By introducing our innovative hybrid fixed-wireless solution, we've successfully linked the West End and East End of Grand Bahama and Abaco, providing up to 1GB of data per month. This expansion means that more Bahamians now have access to the digital resources they need to flourish in today's interconnected world.

Local Insight and Understanding

At ALIV, our deep connection with the Bahamian market allows us to tailor our services to meet the specific needs of our customers. This customer-first approach is evident through our automated upsell program, which delivers personalized offers, such as the Freedom 12 to 14 plan, ensuring that each customer gets the most value from our services.

To improve customer loyalty, we used targeted promotions to offer personalized deals matching each customer's preferences and how they use our products. These promotions, combined with successful campaigns such as Black Friday's "Dream Deals" and March Madness, have strengthened our market position and bolstered customer loyalty.

Along with our targeted promotional efforts, ALIV's leadership in VoLTE technology ensures that we consistently deliver superior products and services to our customers.

Economic Impact

ALIV's commitment to the Bahamian economy extends far beyond telecommunications. We're dedicated to boosting the Bahamian economy and positively impacting local communities.



Through our ongoing expansion and the reopening of Eleuthera and Grand Bahama stores, we're creating jobs and enhancing our ability to serve our customers.

The new Eleuthera store, in particular, has created new jobs and strengthened our customer service capabilities, making ALIV an even more reliable provider of telecommunications services throughout The Bahamas. These efforts are part of our ongoing commitment to support the local economy and create exciting new prospects for the people of The Bahamas.



ALIVFibr: Transforming Connectivity for a Digital Future



Reliability and Customer Satisfaction

One of the standout features of ALIVFibr is its high reliability, particularly in adverse weather conditions. Unlike older infrastructure that often falters during storms, ALIVFibr provides a dependable service, which has been a key differentiator for customers. Positive feedback on social media platforms, such as Facebook, highlights the fibre network’s resilience, especially during thunderstorms when legacy services typically fail.

ALIVFibr is a monumental step in Cable Bahamas’ commitment to technological leadership and delivering superior connectivity to The Bahamas. This advanced fibre technology not only enhances service reliability and internet speeds but also ensures that Bahamians are prepared for the demands of the global digital economy. With a strong focus on innovation,

ALIVFibr is paving the way for a connected, competitive, and thriving future.

Technological Leadership

The rollout of ALIVFibr is progressing according to plan, with the project scheduled for full completion by December 2024. By the end of FY24, 88,000 homes passed with a rapid pace of 6,000 homes per month in the last two quarters of the fiscal year. In recognition of our efforts, Cable Bahamas received an Innovation Award from Esri, a global leader in geographic information system (GIS) technology, location intelligence and mapping.



“The installation was very seamless and easy and the technicians were very knowledgeable...If you need a faster and more reliable service, especially for gaming streaming and other high bandwidth activities, it is definitely worth the cost.”

Launice Nixon, ALIVFibr Customer

Technician Spotlight

Cable Bahamas has expanded its workforce to support the growing demand for fibre services, training over 60 new technicians. Leading the charge is Allistier Cargill, the newly promoted Optical Distribution Network Supervisor, who brings a passion for fibre technology and excellence. With a team of technicians and contractors under his guidance, Cargill oversees smooth installations and addresses any challenges in the build process. His certifications from the University of Central Florida and dedication to expanding fibre to every island underscore Cable Bahamas’ commitment to excellence.



Allistier Cargill
Optical Distribution Network Supervisor

Future-Proofing the Nation

In addition to workforce development, Cable Bahamas is also investing in its service fleet, including electric vehicles, to support field operations. The core infrastructure necessary for future fibre builds in the Family Islands—Eleuthera, Abaco, and Grand Bahama—has been completed. The expansion is set to finish in Eleuthera and Abaco within 9-10 months and in Grand Bahama within 12 months, bringing high-speed connectivity to these communities.

Financial Stewardship

ALIVFibr’s financial management has been exemplary, with the project remaining under budget. By the end of FY24, \$70 million of the projected \$85 million had been spent, demonstrating Cable Bahamas’ strong fiscal discipline and effective budget oversight.

ALIV BUSINESS

The New Frontier

This year marked a pivotal milestone, as we transitioned from Cable Bahamas Business Solutions to ALIV Business. This rebrand reflected our evolution and commitment to delivering innovative solutions that meet the changing needs of businesses across The Bahamas.

The rebranding was officially launched through our Ultimate Business Makeover Campaign, a dynamic initiative that created significant buzz in the market. Partnering with Easy Car Sales, we gave our business customers the chance to win a brand-new BYD SUV, reinforcing our connection with the business community while highlighting our focus on sustainable growth through cutting-edge solutions.



Strategic Partnerships and Major Projects

ALIV Business continues to drive success through strategic partnerships and major projects, particularly in the Family Islands. Two key collaborations this year demonstrate our leadership in providing high-performance connectivity solutions across The Bahamas: our projects with Disney Lighthouse Point and Bakers Bay, both of which exemplify our ability to deliver cutting-edge telecommunications services to the hospitality and tourism sectors.

Development in South Eleuthera:

We installed fibre, IPTV, voice services, and a dedicated ALIV mobile tower to ensure reliable mobile coverage for a significant development in South Eleuthera. This comprehensive solution has enhanced connectivity for both guests and staff, enabling seamless communication across the property.

Development in South Abaco:

We upgraded the a resort's fibre bandwidth from 500 Mbps to 1 Gbps. This upgrade improves the resort's overall internet capacity, empowering them to deliver exceptional guest services while enhancing operational efficiency.

Both projects have contributed to revenue growth and underscore our continued expansion in the hospitality and tourism sectors. They also strengthen our position as the leading provider of advanced connectivity solutions in the Family Islands.

Supporting Government Initiatives:

Park Wi-Fi Expansion and Data Center Solutions

In addition to our work in hospitality, ALIV Business is actively supporting government initiatives aimed at increasing public access to digital infrastructure. We have expanded our park Wi-Fi deployments across Nassau, Grand Bahama, and Eleuthera, bringing connectivity to public spaces and helping bridge the digital divide in these communities.

Furthermore, our data center solutions provide critical support for businesses with robust infrastructure that includes redundant UPS systems, generators, air conditioning, and fire protection. These solutions ensure the smooth operation of essential systems and applications, giving businesses the confidence they need to maintain uptime and productivity.

Empowering Businesses and Communities

At ALIV Business, our growth goes hand-in-hand with empowering businesses and communities across The Bahamas.

Through partnerships with key organizations, such as several Family Island Chambers of Commerce, we continue to address the unique needs of island businesses, providing solutions that foster local economic development.

Our ongoing collaboration with the Small Business Development Centre (SBDC) has also produced tangible results for small businesses. By equipping entrepreneurs with the tools and technologies they need to thrive in a digital economy, we remain committed to helping them scale their operations and succeed with confidence.



Driving Impact through Community and Partnerships

As part of its mission to foster community development and innovation, The Cable Bahamas Group of Companies (CBL), particularly through its subsidiary ALIV, has consistently engaged in initiatives that connect businesses, empower individuals, and strengthen Bahamian communities.



The company has forged meaningful partnerships with over 100 local businesses, community organizations, and educational institutions to deliver impactful events and initiatives across Nassau and the Family Islands.

These partnerships are not only pivotal for community engagement but also demonstrate ALIV's ongoing commitment to leveraging technology and collaboration for national development.

One of the most prominent examples of ALIV's impact through partnership and collaboration is the "Collaboration Over Competition Business Conference & Expo" held in Grand Bahama. This two-day event, aimed at Bahamian entrepreneurs, provided a platform for participants to network, promote their businesses, and explore new opportunities for growth. The conference also fostered an environment for entrepreneurs to thrive on both national and international levels. With active participation from ALIV Business, Sales, and Marketing teams, the event significantly increased brand visibility while empowering local entrepreneurs with the resources needed to excel in their respective industries.



ALIV has made a lasting impact through its sponsorship of some of The Bahamas' most cherished cultural events. As the title sponsor for Junkanoo's Boxing Day and New Year's Day parades, ALIV continues to cement its commitment to supporting Bahamian heritage and cultural expression. What makes this support even more remarkable is ALIV's integration of technology through its highly successful ALIV Events App, which played a pivotal

role in enhancing the overall experience of Junkanoo. The app allowed attendees to purchase tickets—all through a digital platform. By continuing to utilize technology for major national events like Junkanoo, ALIV showcases its ability to merge tradition with innovation, driving an enhanced experience for all participants.

ALIV's partnerships extend beyond cultural and business development initiatives. In March 2024, under the iNSPIREHER umbrella, ALIV organized the iNSPIREHER Soiree, a women's empowerment event that brought together a select group of working professionals. The event, hosted by Stacy Marshall with keynote speaker Aisha Bowe, focused on the importance of empowering women in leadership roles, particularly in industries where women are underrepresented. This event further solidified ALIV's dedication to promoting gender equality and leadership development, aligning with its larger mission of social progress.

As part of its ongoing commitment to education and technology, ALIV also partnered with the Utilities Regulation and Competition Authority (URCA) and other utility operators for Girls in ICT Day. This initiative provided opportunities for young women in the fields of Information and Communication Technology (ICT), offering scholarships and mentorship programs to help bridge the gender gap in the technology sector. By supporting girls in their pursuit of tertiary education in ICT, ALIV continues to play an active role in preparing the next generation of Bahamian leaders for success in a digital world.

ALIV's commitment to community extends to the Family Islands as well, with the opening of new ALIV stores, such as the one in Governor's Harbour, Eleuthera. Additionally,

in Grand Bahama, ALIV proudly launched ALIV Wireless, a service designed to deliver reliable, high-speed internet to homes using a fixed wireless access device powered by the fastest mobile network in The Bahamas, as certified by Ookla®. This innovative solution provides residents with the convenience of seamless internet connectivity without the need for traditional wired infrastructure. By using



the ALIV mobile network, households can enjoy consistent, high-speed internet, making it an ideal solution for areas with limited access to traditional broadband. Now available in Grand Bahama, Abaco, and Eleuthera, ALIV Wireless ensures that more Bahamians can stay connected with ease, enabling access to streaming, online learning, remote work, and more. ALIV also partnered with Keys Realty to launch Ring, enhancing home security and further strengthening the connection between technology and everyday life for Bahamian residents.

ALIV's commitment to community development, technological advancement, and cultural engagement ensures that it remains a driving force in shaping The Bahamas' future. As the company continues to innovate and expand its services, ALIV solidifies its role as a trusted partner in delivering solutions that empower Bahamians and foster national progress.



As a technology company committed to innovation and progress, Cable Bahamas has always championed the values of diversity, equity, and inclusion. Since its inception, our company has been intentional in promoting gender parity, especially within STEM fields, where historically, representation of women has lagged behind. Through our various initiatives, we have supported women and girls in technology, leadership, and personal development, contributing to a more equitable future for all. Among these initiatives, iNSPIREHER stands as a beacon of our commitment to empowering women and girls. What began as a focused effort to advance women in technology has blossomed into something much larger—an annual conference that touches the lives of hundreds of women and girls across The Bahamas. It provides a transformative space where they can connect, learn, and thrive in an environment that fosters their personal and professional growth. iNSPIREHER is now an event that not only showcases women’s leadership in STEM but also highlights their achievements across industries. This year, over 400 attendees gathered at the Atlantis Resort to participate in iNSPIREHER 2023. From young students to seasoned professionals, the energy in the room was palpable as we witnessed the impact of collective empowerment.

Global & Local Connections

This year’s event featured an exciting lineup of speakers, both local and international, who shared their insights and personal journeys. Notable figures such as Shauna Spenley, President of Global Entertainment at Riot Games, Maya Watson, a marketing expert with a successful career at Netflix and The Oprah Winfrey Network, and Bahamian media personality Ianthia Ferguson, graced the stage to inspire and connect with our audience. Each speaker’s unique perspective resonated with attendees, making it clear that regardless of their background, women everywhere face similar challenges and triumphs in leadership and technology.



These dynamic sessions allowed women from The Bahamas to engage in meaningful discussions with global leaders. By bridging this gap between local talent and international expertise, iNSPIREHER is helping Bahamian women elevate their presence and influence on the world stage.

Fostering Community & Sisterhood

iNSPIREHER has also been a platform for young women to explore their potential and discover new opportunities. This year, we invited students from various schools across the island to participate in interactive workshops designed to build their confidence and help them harness their skills in both technology and personal development. These hands-on sessions covered everything from leveraging social media for productivity to strategies for academic success and goal setting. The result? A vibrant community of young women empowered with tools to shape their futures.



In their words, this year’s attendees spoke of the strong sense of sisterhood and support they felt during the event:

“At iNSPIREHER, I really felt as if we were connected as a community, and I felt true sisterhood when I came here.”
– Windsor School Student

iNSPIREHER embodies our commitment to innovation, inclusion, and leadership, driving us forward in our mission to empower women and girls in all aspects of their lives. As we look ahead, we remain dedicated to making iNSPIREHER an even more impactful experience, one that continues to elevate, empower, and enrich the women of The Bahamas and beyond.

Building a Sustainable Future: Safeguarding Environmental, Social, and Governance Principles

At Cable Bahamas Group, we have long understood that our responsibilities as a telecommunications leader extend beyond providing reliable connectivity. As a company, we are wholeheartedly dedicated to protecting the environment, enhancing our operational efficiency, and contributing to the social and governance structures that enable our communities to thrive. While we have not formally adopted an ESG framework, our actions to date demonstrate a strong commitment to these principles, and we are proud to highlight the significant strides we have made in each area.

Environmental Impact: Reducing Our Carbon Footprint

One of the most pressing global challenges today is climate change, and as an organization, we are committed to doing our part to mitigate its effects. Our approach to environmental responsibility focuses on energy efficiency, waste reduction, and sustainable business practices. Through initiatives such as upgrading to fibre-to-the-home (FTTH), introducing solar power, reducing e-waste, and transitioning to electric vehicles (EVs), we have made significant progress in reducing our carbon footprint.

Upgrading to FTTH:

In New Providence, we are undertaking a massive infrastructure upgrade, replacing outdated systems with FTTH technology. This transition is expected to reduce our power consumption significantly, leading to a savings of an estimated 2,400 tonnes of CO2 annually. These upgrades not only improve service quality but also demonstrate our commitment to environmental sustainability.

E-Waste Management:

Another key initiative has been the responsible disposal of old electronic equipment. By sending our outdated systems and devices to be recycled, we prevent harmful materials from entering landfills and contribute to a circular economy. This effort has saved an estimated 8 tonnes of CO2 annually, reinforcing our commitment to reducing waste.

Solar Power Implementation:

Our sustainability efforts include incorporating photovoltaic (PV) solar panels at 50 of our cell sites. This move toward renewable energy will result in an annual saving of 81 tonnes of CO2. As we roll out this initiative, we expect to further reduce our reliance on non-renewable energy sources, aligning with global trends in clean energy adoption.

Transitioning to Electric Vehicles:

To reduce our carbon emissions, we have added 39 electric vehicles into our fleet, saving an additional 39 tonnes of CO2 annually. We are not stopping here—our short-term goal is to have 25% of our fleet powered by electricity within the next two years, with a long-term vision of achieving 100% electric power.

These initiatives combined have led to a total savings of over 2,600 tonnes of CO2 annually—the equivalent of removing 1,000 internal combustion



engine vehicles from the road. We believe these efforts put us on a strong path toward reducing our environmental impact while also improving the quality and reliability of our services.

Social Responsibility: Empowering Communities and Driving Inclusion

At Cable Bahamas, we recognize that our business success is directly tied to the well-being of the communities we serve. This recognition drives us to go beyond our core operations and actively invest in initiatives that foster social progress and inclusion.

Uplifting Women and Girls in Technology

One of our most impactful social initiatives is the annual iNSPIREHER conference, dedicated to empowering women and girls, especially within the technology sector. Since its inception, iNSPIREHER has grown into a transformative event that attracts over 400 attendees, providing them with opportunities to learn from and connect with women leaders from around the world. This event underscored our belief in gender equality and highlights the importance of closing the gender gap in STEM fields. In addition to inspiring participants, iNSPIREHER has also built a strong community of women and girls who support one another's growth, both personally and professionally. We are proud that this conference has become a cornerstone of our corporate social responsibility efforts, and we remain dedicated to its continued success and expansion.

Through our partnership with the Utilities Regulation and Competition Authority (URCA), we are helping bridge the gap for women and girls in ICT by bringing Girls in ICT Day to life. Under the theme “Digital Skills for Life,” we hosted interactive workshops that taught essential skills like fibre-optic splicing and cybersecurity. This initiative not only promotes gender diversity but also illuminates a clear path to success for women and girls pursuing careers in ICT. Additionally, we collaborated with Virginia State University and the Nassau, Bahamas Alumnae

Chapter of Delta Sigma Theta Sorority, Inc. to offer several students scholarship opportunities, including the “Invest in Women” scholarship, which provided a full ride to VSU.



ISO Certifications: Ensuring Quality, Safety, and Environmental Responsibility

Our commitment to quality, environmental management, and workplace safety is validated by our triple ISO certifications. We are the first company in The Bahamas to achieve ISO 9001 (Quality Management), ISO 14001 (Environmental Management), and ISO 45001 (Occupational Health and Safety). These certifications reflect our dedication to maintaining high standards across all aspects of our operations and affirm our leadership in promoting sustainable and safe practices in the workplace.

-Our ISO 14001 certification particularly underscores our environmental management efforts, while ISO 9001 reflects our ongoing commitment to customer satisfaction and service quality. Lastly, the ISO 45001 certification highlights our focus on creating a safe

and healthy working environment for all employees. Employee Development and Engagement Our employees are the heart of our operations, and we believe in investing in their growth and well-being. In addition to providing a safe working environment, we have implemented various training programs to ensure our staff are well-equipped to meet the evolving demands of the industry. This includes training on the operation of electric vehicles, as we transition our fleet to more sustainable options, and cybersecurity awareness programs that help protect our company's digital infrastructure.

Governance: Leading with Integrity, Compliance and Responsibility



Strong governance is the foundation of any successful business, and at Cable Bahamas, we are committed to upholding the highest standards of corporate responsibility.

Our governance policies ensure that we operate transparently, ethically, and in line with international best practices.

Cybersecurity Governance

In today's digital age, cybersecurity is a top priority. To protect our customers, partners, and employees, we have established a robust Information and Cybersecurity Program, overseen by our Information Security department. This program is built on board-approved policies, including a Data Privacy Policy and Incident Response Plan, which align with our broader governance objectives. We also achieved SOC 2 Type 1 certification, further demonstrating our commitment to data security. In addition to internal safeguards, we have implemented a mandatory security awareness training program for all employees. This training fosters a culture of responsibility, ensuring that everyone understands their role in protecting the organization's digital assets. Through these measures, we align our cybersecurity practices with our ESG efforts by promoting transparency, accountability, and the responsible use of technology.



ISO 45001 and Workplace Safety

Our governance framework also includes a strong focus on occupational health and safety, as reflected in our ISO 45001 certification. This certification confirms that we have implemented effective policies to ensure the safety and well-being of all employees, contributing to a positive and productive workplace culture.

Regulatory Compliance and Engagement

The telecommunications regulatory landscape continues to evolve, and Cable Bahamas remains dedicated to maintaining full compliance while shaping the future of the industry. FY24 saw significant regulatory engagement with the Utilities Regulation and Competition Authority (URCA), as we navigated consultations and contributed industry perspectives. A notable achievement during this period was the successful submission of the renewal applications for both our Individual Operating



License (IOL) and Individual Spectrum License (ISL) in October 2023, marking our first renewal under the URCA regulatory regime. Our active involvement in regulatory consultations, such as the Consumer Protection Regulations, underscores our commitment to upholding consumer rights and protections. On October 23, 2023, we submitted a comprehensive response to the Consumer Protection Regulations consultation, reflecting our dedication to safeguarding consumer interests. Additionally, we participated in the Electronic Communications Sector Policy consultation, providing in-depth feedback that aligned with our strategic objectives and operational insights.

Internal Governance and Risk Management

To strengthen our internal governance, the Risk and Compliance Committee (RCC) made significant strides in FY24. The RCC played a pivotal role in enhancing our internal regulatory framework, ensuring rigorous oversight and proactive risk management across all operations. This internal mechanism reflects our commitment to robust governance practices and underscores our focus on mitigating risks before they impact our operations or stakeholders.

Cable Bahamas is proud of the progress we've made in supporting ESG principles, even without a formal framework in place. Our environmental, social, and governance initiatives demonstrate our commitment to being a responsible corporate citizen and a leader in sustainable business practices. As we look to the future, we remain dedicated to furthering these efforts and contributing to a more inclusive, sustainable, and ethical business environment.



Human Resources: Investing in Our People

The past year has been a pivotal one for the organization, with the HR department making significant strides in aligning with our organizational goals. As we reflect on FY 2024, the commitment of the Human Resources team was to align the organization's talent to drive accountability, reward and recognition, performance, and engagement. Through various initiatives, we were able to successfully achieve those objectives that focused on adding value to our team members, to the organization, and to our shareholders.

Highlighted are some the key achievements and initiatives undertaken by our HR team in support of Cable Bahamas Group of Companies Limited success.

Concentrated Focus on Organizational Goals and Performance Management -

A central goal for the HR team this year was to strengthen performance management to align with the organization's broader strategic objectives.

We implemented a more structured and continuous feedback system. Shifting from a bi-annual review cycle to an annual review cycle with a midyear assessment and continuous tracking of goals by employees. People leaders were required to successfully complete, "Managing the Human Capital". In collaboration with the Legal team, we delivered performance management training to 76% of our management team, equipping them with the tools to provide feedback, set clear expectations, motivate their teams towards high performance, and follow the disciplinary process to ensure compliance with company policies.

Salary Reviews –

Following the comprehensive salary review exercise conducted earlier this year, we are pleased to announce the successful implementation of salary ranges across the organization. This initiative was a critical step in ensuring that our compensation structure is both competitive within the industry and aligned with our commitment to fair and equitable pay. This adjustment positions CBL within the top 25 percentile of employers, helping to attract and retain top talent in an increasingly competitive landscape. The implementation of standardized salary ranges ensures that employees in similar roles



are compensated fairly, offers greater transparency, and allows employees to better understand the salary framework for their roles. A clearer framework for career progression, with defined bands that outline salary growth opportunities at various levels.

Introduction of Talent Development Initiative -

The talent management strategy for Cable Bahamas Ltd. is to develop identified senior managers by evaluating them against the 7A's framework for High Potentials to determine their areas of improvement. This opportunity allowed for the completion of assigned projects and full engagement in day-to-day business to fast track their working knowledge of operation's excellence while receiving mentorship

from Executives, and other supporting tools aligned with the program.

The outcome of the program is to ensure that high performing employees receive the necessary hands-on training and coaching so that we create a bench strength of talent needed to fulfill our succession philosophy.



Employee Engagement –

In FY24, the Employee Engagement survey was administered to all full-time employees. Over 90% of our team members shared their feedback and insight! The overall score was 74.4%, a slight decrease of 0.3% from the previous year. 44.9%



of employees indicated Career development opportunities would improve your job satisfaction. Using this feedback from our team members, we will focus on Career Development, On the Job Training, and Cross-Training as we strengthen our "People Focus" in FY25.

EPIC and Long Service Recognition -

The EPIC Awards consistently recognize exemplary employees who meet the necessary criteria here at Cable Bahamas and exhibit behaviors that align with our core values. The formal introduction of this company-wide initiative was in response to our employees' expressions for a reward and recognition program. This year, the finale for FY24 was held and recognized the Employee of the Year in the Staff, Supervisor, Manager and Director categories. During the outstanding night of recognition, long serving and dedicated employees were also recognized for 10, 15, 20, 25 and even 39 years of service!

Increased Collaboration and Team Building -

FY24 allowed us to come together in meaningful ways to collaborate on business decisions and share our achievements. We organized a series of team-building events, both in-person and virtually. We were able to connect our teams across islands and countries through combined Management Meetings, All Staff meetings, Spring Breakfast, CEO Mix N' Mingle and other staff related events,

building a spirit of collaboration and sharing insight to collectively focus on the success of CBL. We also hosted our first Annual CBL Sports Day in New Providence and Grand Bahama, the second annual Fun, Run, Walk and combined learning and fun as “Caught in the Act” was revamped and reintroduced.

Drive a Culture of Corporate Responsibility Through Community Leadership -

This year, the company demonstrated its commitment to corporate social responsibility by actively engaging in various community initiatives, with strong employee participation and sponsorship. True to CBL’s core value of “Community Leadership”, employees volunteered in local environmental clean-up efforts, mentored underprivileged youth, and organized charity drives to support local food banks and shelters. These initiatives not only strengthened our bond with each other and the local community but also empowered employees to give back, creating a culture of service and responsibility within the organization. As a result, many of the Divisions took the initiative to organize community events and provided opportunities for all employees to collaborate and participate as volunteers:

- 1. Dragon Boat Race
- 2. Coastal & Community Clean-Ups
- 3. REACH Autism Awareness events
- 4. ZONTA Bahamas Fun
- 5. Great Commission Ministries Food Donation Drive
- 6. Cable Bahamas Blood Drive



Focus on Environmental, Social and Governance (ESG) –



During FY24, we focused on governing processes for decision making, reporting and ethical behaviours. Through ISO 1900 accreditation, SOC 2 Audit, Risk and Compliance Committee, ongoing distribution of HR policies and acknowledgements HR has been able to focus on the quality and scope of reporting, accountability and level of oversight that directly impacts our HR team and the organization.

Overall, this has been a year of significant achievements for the HR department. By aligning our efforts with the organization’s strategic goals, introducing a new talent management program, sustaining a competitive edge for compensation and fostering a culture of collaboration and team building, we’ve strengthened the foundation for future success. Moving forward, we will continue to innovate and adapt our practices to ensure we attract, retain, and develop top talent while building a culture of reward and recognition. We look forward to building on this year’s achievements and driving even greater success in the year ahead.



Independent AUDITORS’ REPORT

FOR THE YEAR ENDED JUNE 30, 2024





INDEPENDENT AUDITORS' REPORT	1 – 6
CONSOLIDATED FINANCIAL STATEMENTS FOR THE YEAR ENDED JUNE 30, 2024:	
Consolidated Statement of Financial Position	7 – 8
Consolidated Statement of Profit or Loss and Other Comprehensive Income	9
Consolidated Statement of Changes in Equity	10
Consolidated Statement of Cash Flows	11 – 12
Notes to the Consolidated Financial Statements	13 – 60

Independent auditors' report

To the Shareholders of Cable Bahamas Ltd.

Report on the audit of the consolidated financial statements

Our opinion

In our opinion, the consolidated financial statements present fairly, in all material respects, the consolidated financial position of Cable Bahamas Ltd. (the Company) and its subsidiaries (together 'the Group') as at June 30, 2024, and their consolidated financial performance and their consolidated cash flows for the year then ended in accordance with IFRS Accounting Standards.

What we have audited

The Group's consolidated financial statements comprise:

- the consolidated statement of financial position as at June 30, 2024;
- the consolidated statement of profit or loss and other comprehensive income for the year then ended;
- the consolidated statement of changes in equity for the year then ended;
- the consolidated statement of cash flows for the year then ended; and
- the notes to the consolidated financial statements, comprising material accounting policy information and other explanatory information.

Basis for opinion

We conducted our audit in accordance with International Standards on Auditing (ISAs). Our responsibilities under those standards are further described in the *Auditors' responsibilities for the audit of the consolidated financial statements* section of our report.

We believe that the audit evidence we have obtained is sufficient and appropriate to provide a basis for our opinion.

Independence

We are independent of the Group in accordance with the International Code of Ethics for Professional Accountants (including International Independence Standards) issued by the International Ethics Standards Board for Accountants (IESBA Code). We have fulfilled our other ethical responsibilities in accordance with the IESBA Code.

PricewaterhouseCoopers, 2 Bayside Executive Park, West Bay Street & Blake Road, P.O. Box N-3910, Nassau, Bahamas T: + 1 242 302 5300, F: + 1 242 302 5350, www.pwc.com/bs



Our audit approach

Overview



- Overall group materiality: \$2.15 million, which represents approximately 2.5% of earnings before interest, tax, depreciation and amortization (EBITDA).
- In addition to the Group's primary operating company, Cable Bahamas Ltd., we performed a full scope audit of Be Aliv Limited, its financially significant subsidiary.
- Recognition and Measurement of Revenue

Audit scope

As part of designing our audit, we determined materiality and assessed the risks of material misstatement in the consolidated financial statements. In particular, we considered where management made subjective judgements; for example, in respect of significant accounting estimates that involved making assumptions and considering future events that are inherently uncertain. As in all of our audits, we also addressed the risk of management override of internal controls, including, among other matters, consideration of whether there was evidence of bias that represented a risk of material misstatement due to fraud.

How we tailored our group audit scope

We tailored the scope of our audit in order to perform sufficient work to enable us to provide an opinion on the consolidated financial statements as a whole, taking into account the structure of the Group, the accounting processes and controls, and the industry in which the Group operates.

Be Aliv Limited, a subsidiary of Cable Bahamas Ltd., the Group's primary operating company, was classified as an individually financially significant component based on its overall contribution to the Group and both entities were subject to a full scope audit.

All audit procedures were performed by PricewaterhouseCoopers, Bahamas.

Materiality

The scope of our audit was influenced by our application of materiality. An audit is designed to obtain reasonable assurance whether the consolidated financial statements are free from material misstatement. Misstatements may arise due to fraud or error. They are considered material if, individually or in aggregate, they could reasonably be expected to influence the economic decisions of users taken on the basis of the consolidated financial statements.



Based on our professional judgement, we determined certain quantitative thresholds for materiality, including the overall group materiality for the consolidated financial statements as a whole as set out in the table below. These, together with qualitative considerations, helped us to determine the scope of our audit and the nature, timing and extent of our audit procedures and to evaluate the effect of misstatements, both individually and in aggregate, on the consolidated financial statements as a whole.

Overall Group materiality	\$2.15 million
How we determined it	Approximately 2.5% of EBITDA.
Rationale for the materiality benchmark applied	We chose EBITDA as the benchmark because, in our view, it is the most relevant benchmark against which the performance of the Group is measured by users, and is a generally accepted benchmark. We chose approximately 2.5% which is within a range of acceptable benchmark thresholds.

We agreed with the Audit Committee that we would report to them misstatements identified during our audit above \$107,500, as well as misstatements below that amount that, in our view, warranted reporting for qualitative reasons.

Key audit matters

Key audit matters are those matters that, in our professional judgment, were of most significance in our audit of the consolidated financial statements of the current period. These matters were addressed in the context of our audit of the consolidated financial statements as a whole, and in forming our opinion thereon, and we do not provide a separate opinion on these matters.

Key audit matter	How our audit addressed the key audit matter
Recognition and Measurement of Revenue <i>Refer to notes 3(q), 4(e), and 18 to the consolidated financial statements for disclosures of related accounting policies and balances.</i>	Our audit procedures included, amongst others: <ul style="list-style-type: none">• obtaining an understanding of and evaluating the design and implementation of controls over the revenue process.• evaluating the overall IT control environment and the IT controls in place, with the assistance of our information technology specialists. This included evaluating the design and testing the operating effectiveness of management's controls addressing: access to programs and data; program changes; computer operations; customer account set-up; network usage data; restricted access to pricing data; and reliability of system generated reports.
The Group's revenue of \$242 million consists of cable TV, fixed and wireless broadband, fixed-line telephone, mobile and data telephony services, and other ancillary services.	
The recognition and measurement of revenue from short-term contracts is not subject to significant judgment. However, the revenue streams comprise a large number of low value transactions, multiple products and services	



with varying pricing structures, and complex billing systems (and related Information Technology (IT) controls). In addition, the recognition and measurement of revenue from long-term bundled contracts involves a number of key judgments and estimates, including the appropriate identification of stand-alone selling prices used to allocate their transaction price.

As such, recognition and measurement of revenue was an area that required significant audit attention.

- testing the end-to-end reconciliation from the billing systems to the general ledger and journal entries processed between them.
- evaluating the assumptions used by management to determine the allocation of the transaction price to telecom services and handsets within long-term bundled contracts and testing the stand-alone selling prices.
- obtaining a sample of customer contracts and comparing the contract terms and the approved rates to the revenue systems.
- assessing the adequacy of the Group's disclosures in respect of its accounting policies on revenue recognition.

No material misstatements were identified in the reported amounts of revenue.

Other information

Management is responsible for the other information. The other information comprises the Cable Bahamas Ltd. 2024 Annual Report (but does not include the consolidated financial statements and our auditors' report thereon).

Our opinion on the consolidated financial statements does not cover the other information and we do not express any form of assurance conclusion thereon.

In connection with our audit of the consolidated financial statements, our responsibility is to read the other information identified above and, in doing so, consider whether the other information is materially inconsistent with the consolidated financial statements or our knowledge obtained in the audit, or otherwise appears to be materially misstated. If, based on the work we have performed, we conclude that there is a material misstatement of this other information, we are required to report that fact. We have nothing to report in this regard.

Responsibilities of management and those charged with governance for the consolidated financial statements

Management is responsible for the preparation and fair presentation of the consolidated financial statements in accordance with IFRS Accounting Standards and for such internal control as management determines is necessary to enable the preparation of consolidated financial statements that are free from material misstatement, whether due to fraud or error.

In preparing the consolidated financial statements, management is responsible for assessing the Group's ability to continue as a going concern, disclosing, as applicable, matters related to going concern and using the going concern basis of accounting unless management either intends to liquidate the Group or to cease operations, or has no realistic alternative but to do so.



Those charged with governance are responsible for overseeing the Group's financial reporting process.

Auditors' responsibilities for the audit of the consolidated financial statements

Our objectives are to obtain reasonable assurance about whether the consolidated financial statements as a whole are free from material misstatement, whether due to fraud or error, and to issue an auditors' report that includes our opinion. Reasonable assurance is a high level of assurance, but is not a guarantee that an audit conducted in accordance with ISAs will always detect a material misstatement when it exists. Misstatements can arise from fraud or error and are considered material if, individually or in the aggregate, they could reasonably be expected to influence the economic decisions of users taken on the basis of these consolidated financial statements.

As part of an audit in accordance with ISAs, we exercise professional judgment and maintain professional scepticism throughout the audit. We also:

- Identify and assess the risks of material misstatement of the consolidated financial statements, whether due to fraud or error, design and perform audit procedures responsive to those risks, and obtain audit evidence that is sufficient and appropriate to provide a basis for our opinion. The risk of not detecting a material misstatement resulting from fraud is higher than for one resulting from error, as fraud may involve collusion, forgery, intentional omissions, misrepresentations, or the override of internal control.
- Obtain an understanding of internal control relevant to the audit in order to design audit procedures that are appropriate in the circumstances, but not for the purpose of expressing an opinion on the effectiveness of the Group's internal control.
- Evaluate the appropriateness of accounting policies used and the reasonableness of accounting estimates and related disclosures made by management.
- Conclude on the appropriateness of management's use of the going concern basis of accounting and, based on the audit evidence obtained, whether a material uncertainty exists related to events or conditions that may cast significant doubt on the Group's ability to continue as a going concern. If we conclude that a material uncertainty exists, we are required to draw attention in our auditors' report to the related disclosures in the consolidated financial statements or, if such disclosures are inadequate, to modify our opinion. Our conclusions are based on the audit evidence obtained up to the date of our auditors' report. However, future events or conditions may cause the Group to cease to continue as a going concern.
- Evaluate the overall presentation, structure and content of the consolidated financial statements, including the disclosures, and whether the consolidated financial statements represent the underlying transactions and events in a manner that achieves fair presentation.
- Obtain sufficient appropriate audit evidence regarding the financial information of the entities or business activities within the Group to express an opinion on the consolidated financial statements. We are responsible for the direction, supervision and performance of the group audit. We remain solely responsible for our audit opinion.

We communicate with those charged with governance regarding, among other matters, the planned scope and timing of the audit and significant audit findings, including any significant deficiencies in internal control that we identify during our audit.



We also provide those charged with governance with a statement that we have complied with relevant ethical requirements regarding independence, and to communicate with them all relationships and other matters that may reasonably be thought to bear on our independence, and where applicable, actions taken to eliminate threats or safeguards applied.

From the matters communicated with those charged with governance, we determine those matters that were of most significance in the audit of the consolidated financial statements of the current period and are therefore the key audit matters. We describe these matters in our auditors' report unless law or regulation precludes public disclosure about the matter or when, in extremely rare circumstances, we determine that a matter should not be communicated in our report because the adverse consequences of doing so would reasonably be expected to outweigh the public interest benefits of such communication.

The engagement partner on the audit resulting in this independent auditors' report is Prince A. Rahming.

Prince A. Rahming
Chartered Accountants
Nassau, Bahamas

November 15, 2024



Consolidated FINANCIAL STATEMENTS

AS AT JUNE 30, 2024

CABLE BAHAMAS LTD.**CONSOLIDATED STATEMENT OF FINANCIAL POSITION
AS AT JUNE 30, 2024***(Expressed in Bahamian dollars)*

ASSETS	2024 \$	2023 \$ Restated Note 27	As at July 1, 2022 \$ Restated Note 27
CURRENT ASSETS:			
Cash and cash equivalents	29,134,530	53,568,039	73,688,646
Term deposits	1,657,225	11,689,957	1,622,254
Short-term investments (Note 5)	33,205,048	41,705,041	30,501,198
Trade and other receivables (Notes 6)	32,046,510	17,439,434	59,974,225
Prepaid expenses and deposits (Note 7)	11,403,328	11,037,130	6,425,687
Inventory	3,457,660	3,398,174	4,031,426
Contract assets (Note 8)	81,523	303,579	422,439
Total current assets	110,985,824	139,141,354	176,665,875
NON-CURRENT ASSETS:			
Property, plant and equipment (Note 9)	311,836,831	302,240,247	307,222,634
Intangible assets (Note 10)	46,782,387	52,203,981	56,554,403
Contract assets (Note 8)	573,180	668,825	1,312,900
Total non-current assets	359,192,398	355,113,053	365,089,937
TOTAL ASSETS	470,178,222	494,254,407	541,755,812
LIABILITIES AND EQUITY			
CURRENT LIABILITIES:			
Accounts payable and accrued liabilities (Note 11)	44,590,943	50,146,773	51,591,465
Deferred income	5,054,787	4,694,819	4,277,180
Lease liabilities (Note 12)	2,675,669	3,392,819	3,089,222
Notes payable (Note 13)	9,060,750	4,162,000	4,162,000
Preferred shares (Note 14)	14,748,713	14,935,890	9,463,960
Total current liabilities	76,130,862	77,332,301	72,583,827

The accompanying notes are an integral part of these consolidated financial statements.

CABLE BAHAMAS LTD.**CONSOLIDATED STATEMENT OF FINANCIAL POSITION
AS AT JUNE 30, 2024****(CONTINUED)***(Expressed in Bahamian dollars)*

LIABILITIES AND EQUITY (CONTINUED)	2024 \$	2023 \$ Restated Note 27	As at July 1, 2022 \$ Restated Note 27
NON-CURRENT LIABILITIES:			
Subscriber deposits	8,154,252	8,270,694	8,592,668
Asset retirement obligation	1,209,786	1,013,714	831,589
Lease liabilities (Note 12)	52,217,123	53,734,598	53,277,177
Notes payable (Note 13)	41,973,593	50,823,680	54,623,211
Loans (Note 13)	-	13,168,389	12,517,989
Preferred shares (Note 14)	256,562,628	270,189,567	308,439,650
Total non-current liabilities	360,117,382	397,200,642	438,282,284
Total liabilities	436,248,244	474,532,943	510,866,111
EQUITY:			
Equity attributable to owners of the parent:			
Ordinary share capital (Note 15)	30,367,307	30,367,307	30,367,307
Retained earnings	77,873,570	87,753,430	87,287,525
	108,240,877	118,120,737	117,654,832
Non-controlling interest (Note 24)	(74,310,899)	(98,399,273)	(86,765,131)
Total equity	33,929,978	19,721,464	30,889,701
TOTAL LIABILITIES AND EQUITY	470,178,222	494,254,407	541,755,812

These consolidated financial statements were approved by the Board of Directors and authorized for issue on November 15, 2024, and are signed on its behalf by:



Director



Director

The accompanying notes are an integral part of these consolidated financial statements.

CABLE BAHAMAS LTD.

CONSOLIDATED STATEMENT OF PROFIT OR LOSS AND OTHER
COMPREHENSIVE INCOME

FOR THE YEAR ENDED JUNE 30, 2024

(Expressed in Bahamian dollars)

	2024 \$	2023 \$ Restated Note 27
REVENUE (Note 18)	241,981,054	231,090,604
Operating expenses (Note 19)	(149,185,132)	(143,340,003)
Impairment of financial and contract assets (Notes 6, 8)	(2,231,785)	(1,387,161)
Depreciation and amortization (Notes 9, 10)	(68,265,383)	(62,748,413)
Unrealized gain on short-term investments (Note 5)	219,495	948,990
Other loss	(333,636)	(644,393)
Net gain on disposal of property, plant and equipment	13,000	350,803
Net loss on disposal of intangible assets	-	(397,367)
OPERATING INCOME	22,197,613	23,873,060
Interest expense (Notes 12, 13)	(9,290,237)	(11,215,280)
Interest income	1,486,792	486,848
Dividends on preferred shares (Notes 14)	(17,757,473)	(19,837,911)
NET AND COMPREHENSIVE INCOME (LOSS)	(3,363,305)	(6,693,283)
<i>Net and comprehensive income (loss) for the year attributable to:</i>		
Owners of the parent	(5,259,283)	4,940,859
Non-controlling interest	1,895,978	(11,634,142)
	(3,363,305)	(6,693,283)
<i>Earnings per share on profit or loss attributable to owners of the parent (Note 15):</i>		
Basic earnings per share	(0.12)	0.11
Diluted earnings per share	(0.12)	0.10

The accompanying notes are an integral part of these consolidated financial statements.

CABLE BAHAMAS LTD.

CONSOLIDATED STATEMENT OF CHANGES IN
EQUITY FOR THE YEAR ENDED JUNE 30, 2024

(Expressed in Bahamian dollars)

	Attributable to owners of the parent			Non- Controlling Interest	Total Equity
	Ordinary Share Capital \$	Retained Earnings \$	Total \$	\$	\$
Balance at June 30, 2022 (as previously reported)	30,367,307	92,853,610	123,220,917	(86,765,131)	36,455,786
Correction of prior period error (Note 27)	-	(5,566,085)	(5,566,085)	-	(5,566,085)
Balance at July 1, 2022, Restated (Note 27)	30,367,307	87,287,525	117,654,832	(86,765,131)	30,889,701
Total net and comprehensive income (loss), Restated (Note 27)	-	4,940,859	4,940,859	(11,634,142)	(6,693,283)
<i>Transactions with owners:</i>					
Net movement in treasury shares (Note 16)	-	87,472	87,472	-	87,472
Vested share-based options (Note 20)	-	647,686	647,686	-	647,686
Dividends paid on ordinary shares (Note 15)	-	(5,210,112)	(5,210,112)	-	(5,210,112)
Total transactions with owners	-	(4,474,954)	(4,474,954)	-	(4,474,954)
Balance at June 30, 2023, Restated (Note 27)	30,367,307	87,753,430	118,120,737	(98,399,273)	19,721,464
Total net and comprehensive income (loss)	-	(5,259,283)	(5,259,283)	1,895,978	(3,363,305)
<i>Transactions with owners:</i>					
Net movement in treasury shares (Note 16)	-	19,310	19,310	-	19,310
Vested share-based options (Note 20)	-	600,000	600,000	-	600,000
Capital contribution by non-controlling interest (Note 26)	-	-	-	22,192,396	22,192,396
Dividends paid on ordinary shares (Note 15)	-	(5,239,887)	(5,239,887)	-	(5,239,887)
Total transactions with owners	-	(4,620,577)	(4,620,577)	22,192,396	17,571,819
Balance at June 30, 2024	30,367,307	77,873,570	108,240,877	(74,310,899)	33,929,978

The accompanying notes are an integral part of these consolidated financial statements.

11

CABLE BAHAMAS LTD.**CONSOLIDATED STATEMENT OF CASH FLOWS
FOR THE YEAR ENDED JUNE 30, 2024***(Expressed in Bahamian dollars)*

	2024	2023
	\$	\$
		Restated Note 27
CASH FLOWS FROM OPERATING ACTIVITIES:		
Net loss for the year	(3,363,305)	(6,693,283)
Adjustments for:		
Depreciation and amortization	68,265,383	62,748,413
Interest expense	9,290,237	11,215,280
Interest income	(1,486,792)	(486,848)
Dividends on preferred shares	17,757,473	19,837,911
Cost associated with share-based options	600,000	647,686
Write-off of inventory	49,142	837,760
Net (gain)/loss on disposal of property, plant and equipment	(13,000)	(350,803)
Net loss on disposal of intangible assets	-	397,367
Impairment of financial and contract assets	2,231,785	1,387,161
Unrealized (gain)/loss on short-term investments	(219,495)	(948,990)
Realized (gain)/loss on short-term investments	(125,115)	-
Operating cash flows before working capital changes	92,986,313	88,591,654
Increase in trade and other receivables	(7,814,854)	(6,404,915)
Increase in prepaid expenses and deposits	(366,198)	(4,611,443)
Increase in inventory	(108,628)	(204,508)
Decrease in contract assets	317,701	762,935
Decrease in accounts payable and accrued liabilities	(5,563,662)	(1,726,667)
Increase in deferred income	359,968	417,639
Decrease in subscriber deposits	(116,442)	(321,974)
Net cash from operating activities	79,694,198	76,502,721
CASH FLOWS FROM INVESTING ACTIVITIES:		
Interest received	1,519,524	294,031
Proceeds from maturity of term deposits	10,000,000	-
Placement of term deposits	-	(10,000,000)
Purchase of short-term investments	(32,049,856)	(40,894,460)
Proceeds from maturities/sales of short-term investments	40,894,458	30,764,721
Purchases of property, plant and equipment	(70,512,378)	(47,759,299)
Payments for intangible assets	(2,239,790)	(4,233,846)
Net cash used in investing activities	(52,388,042)	(71,828,853)

The accompanying notes are an integral part of these consolidated financial statements.

12

CABLE BAHAMAS LTD.**CONSOLIDATED STATEMENT OF CASH FLOWS
FOR THE YEAR ENDED JUNE 30, 2024****(CONTINUED)***(Expressed in Bahamian dollars)*

	2024	2023
	\$	\$
		Restated Note 27
CASH FLOWS FROM FINANCING ACTIVITIES:		
Repayment of loans	(4,162,000)	(4,162,000)
Repayment of lease liabilities	(2,142,970)	(1,342,692)
Interest paid	(8,642,529)	(9,103,624)
Purchase of treasury shares	-	(205,058)
Sale of treasury shares	19,310	292,530
Dividends paid on ordinary shares	(5,239,887)	(5,210,112)
Redemption of preferred shares	(14,000,000)	(31,027,000)
Proceeds from preferred shares, net of placement agent fees	-	47,552,545
Dividends paid on preferred shares	(17,571,589)	(21,589,064)
Net cash used in financing activities	(51,739,665)	(24,794,475)
Net decrease in cash and cash equivalents	(24,433,509)	(20,120,607)
CASH AND CASH EQUIVALENTS, BEGINNING OF YEAR	53,568,039	73,688,646
CASH AND CASH EQUIVALENTS, END OF YEAR	29,134,530	53,568,039
Cash and cash equivalents comprise:		
Cash on hand and at banks	29,134,530	53,568,039

The accompanying notes are an integral part of these consolidated financial statements.

1. General Information

Cable Bahamas Ltd. (the “Company” or the “Parent”) is incorporated under the laws of The Commonwealth of The Bahamas (“The Bahamas”). The Company and its subsidiaries (together, the “Group”) provide cable television and related services, national and international data services, broadband access services, telephony services, wireless communication, web hosting and business continuity services.

As at June 30, 2024, the Group’s wholly-owned subsidiaries that are incorporated and domiciled in the The Bahamas include Cable Freeport Ltd. (“Cable Freeport”), Caribbean Crossings Ltd. (“CCL”), Maxil Communications Ltd. (“Maxil”), Systems Resource Group Limited (“SRG”), Smart Term (Bahamas) Limited, Wallflower Services Ltd., REV Media Ltd. and Cable Bahamas Cares Foundation. Trinity Communications Bahamas Ltd. (“Trinity”), a company incorporated in the United States of America, is a wholly-owned subsidiary of CCL.

The Group has a 48.25% shareholding in Be Aliv Limited (“Aliv”) and holds management and board control. HoldingCo2015 Limited (“HoldingCo”) owns the remaining 51.75% of the ordinary shares and is a special purpose holding group set up by and currently wholly-owned by the Government of The Bahamas (“the Government”). Aliv is incorporated under the laws of The Commonwealth of The Bahamas.

The ordinary shares of the Company are listed and traded on the Bahamas International Securities Exchange (BISX). The Company’s registered office is located at GTC Corporate Services Limited, Sassoon House, Shirley Street and Victoria Avenue, in the Commonwealth of The Bahamas.

2. Basis of Preparation

These consolidated financial statements have been prepared in accordance with IFRS Accounting Standards (“IFRS”) as issued by the International Accounting Standards Board (IASB), and under the historical cost convention, as modified by the revaluation of financial assets at fair value through profit or loss. The material accounting policies adopted in the preparation of these consolidated financial statements are set out in Note 3.

The preparation of consolidated financial statements in conformity with IFRS requires management to make critical accounting estimates and exercise judgment in the process of applying the Group’s accounting policies. The areas involving a higher degree of judgment or complexity, or areas where assumptions and estimates are significant to the consolidated financial statements are disclosed separately in Note 4.

New standards, amendments and interpretations adopted by the Group

Except as disclosed below, standards, amendments and interpretations to published standards that became effective for the Group’s financial year beginning on July 1, 2023, were either not relevant or not significant to the Group’s operations and accordingly did not have a material impact on the Group’s accounting policies or consolidated financial statements.

2. Basis of Preparation (Continued)

New standards, amendments and interpretations adopted by the Group (Continued)

Material accounting policy information

The Group adopted *Disclosure of Accounting Policies (Amendments to IAS 1 and IFRS Practice Statement 2)* from July 1, 2023. Although the amendments did not result in any changes to the accounting policies themselves, they impacted the accounting policy information disclosed in the financial statements.

The amendments require disclosure of ‘material’ rather than ‘significant’ accounting policies. The amendments also provide guidance on the application of materiality to disclosure of accounting policies, assisting entities to provide useful, entity-specific accounting policy information that users need to understand other information in the financial statements.

Standards, amendments and interpretations issued but not yet effective and not early adopted by the Group

Except as disclosed below, the application of new standards, amendments and interpretations to existing standards that have been published but are not yet effective are not expected to have a material impact on the Group’s accounting policies or consolidated financial statements in the financial period of initial application.

Amendments to IFRS 18: Presentation and Disclosure in Financial Statements (IFRS 18)

The IASB has issued IFRS 18, the new standard on presentation and disclosure in financial statements, with a focus on updates to the statement of profit or loss. The key new concepts introduced in IFRS 18 relate to:

- the structure of the statement of profit or loss;
- required disclosures in the financial statements for certain profit or loss performance measures that are reported outside an entity’s financial statements (that is management-defined performance measures); and
- enhanced principles on aggregation and disaggregation which apply to the primary financial statements and notes in general.

IFRS 18 will replace IAS 1; many of the other existing principles in IAS 1 are retained, with limited changes. IFRS 18 will not impact the recognition or measurement of items in the financial statements, but it might change what an entity reports as its ‘operating profit or loss’. IFRS 18 will apply for reporting periods beginning on or after January 1, 2027, and also applies to comparative information. The changes in presentation and disclosure required by IFRS 18 might require system and process changes for many entities.

3. Material Accounting Policies

The principal accounting policies applied in the preparation of these consolidated financial statements are set out below. These policies have been consistently applied to all years presented, unless otherwise stated.

CABLE BAHAMAS LTD.

Notes to the Consolidated Financial Statements
For the Year Ended June 30, 2024
(Continued)
(Expressed in Bahamian dollars)

3. Material Accounting Policies (Continued)

a. Basis of consolidation

Subsidiaries are all entities over which the Group has control. The Group controls an entity when the Group is exposed to, or has rights to, variable returns from its involvement with the entity and has the ability to affect those returns through its power over the entity. The existence and effect of potential voting rights that are currently exercisable or convertible are considered when assessing whether the Group controls the entity. Subsidiaries are fully consolidated from the date on which control is transferred to the Group. They are deconsolidated from the date that control ceases.

Intercompany transactions, balances and unrealized gains on transactions between group companies are eliminated. Unrealized losses are also eliminated unless the transaction provides evidence of an impairment of the transferred asset. Accounting policies of subsidiaries have been changed where necessary to ensure consistency with the policies adopted by the Group.

When the Group has less than a majority of the voting rights of an investee, it has power over the investee when the voting rights are sufficient to give it the practical ability to direct the relevant activities of the investee unilaterally. The Group considers all relevant facts and circumstances in assessing whether or not the Group’s voting rights in an investee are sufficient to give it power, including;

- the size of the Group’s holding of voting rights relative to the size and dispersion of holdings of the other vote holders;
- potential voting rights held by the Group, other vote holders, or other parties;
- rights arising from other contractual arrangements;
- any additional facts and circumstances that indicate that the Group has, or does not have, the current ability to direct the relevant activities at the time that decisions need to be made, including voting patterns at previous shareholders’ meetings.

The Group reassesses whether or not it controls an investee if facts and circumstances indicate that there are changes to one or more of the elements of control listed above.

Consolidation of a subsidiary begins when the Group obtains control over the subsidiary and ceases when the Group loses control of the subsidiary. Specifically, income and expense of a subsidiary acquired or disposed of during the year are included in the consolidated statement of profit or loss and other comprehensive income from the date the Group gains control until the date when the Group ceases to control the subsidiary.

The financial information of Aliv is consolidated in these financial statements as the Group owns 48.25% of its ordinary shares and maintains management and board control (Note 24).

CABLE BAHAMAS LTD.

Notes to the Consolidated Financial Statements
For the Year Ended June 30, 2024
(Continued)
(Expressed in Bahamian dollars)

3. Material Accounting Policies (Continued)

a. Basis of consolidation (continued)

When the Group loses control of a subsidiary, it derecognizes the assets and liabilities of the subsidiary and any non-controlling interest and other components of equity. The net income or loss of the subsidiary disposed during the year will be included in the consolidated statement of profit or loss and other comprehensive income for the period through which the Group held the investment in the subsidiary.

Profit or loss and each component of other comprehensive income are attributable to the owners of the Parent and the non-controlling interest. Total comprehensive income of subsidiaries is attributed to the owners of the Parent and to the non-controlling interest even if this results in the non-controlling interest having a deficit balance.

b. Cash and cash equivalents

Cash and cash equivalents comprise cash on hand, demand deposits, and term deposits with original maturities of three months or less and which are subject to insignificant risk of changes in value.

c. Trade receivables

Trade receivables are recognized initially at the amount of consideration that is unconditional, unless they contain significant financing components when they are recognized at fair value. Trade receivables are subsequently measured at amortized cost, net of an allowance for expected credit losses (see Note 3j). Trade and other receivables do not carry any interest and are stated at their nominal value.

d. Inventory

Inventory items are carried at the lower of cost and net realizable value, with cost being determined using weighted average cost. Net realizable value represents the estimated selling price of inventories less all estimated costs to make the sale.

e. Property, plant and equipment

Property, plant and equipment are carried at cost less accumulated depreciation and any accumulated impairment losses. All costs directly associated with putting an asset into service are capitalized. Improvements that extend asset lives, and costs associated with the construction of network infrastructure and data transmission and distribution facilities, including direct labour and materials, are capitalized. Other repairs and maintenance costs are expensed as incurred.

CABLE BAHAMAS LTD.

Notes to the Consolidated Financial Statements
For the Year Ended June 30, 2024
(Continued)
(Expressed in Bahamian dollars)

3. Material Accounting Policies (Continued)

e. Property, plant and equipment (continued)

Land and construction in progress are not depreciated. Depreciation on property, plant and equipment (other than right-of-use assets, see Note 3r) is recorded on a straight-line basis over their estimated useful lives as follows:

Commercial buildings	40 years
Leasehold improvements	Term of the lease
Vehicles	3-5 years
Equipment	3-20 years
Network systems and infrastructure	3-40 years
Fiber optic network	3-25 years
Web hosting systems	8 years

The estimated useful life and depreciation method are reviewed at the end of each reporting year, with the effect of any changes in estimate accounted for on a prospective basis.

An item of property, plant and equipment is derecognized upon disposal or when future economic benefits are not expected to arise from the continued use of the asset. Any gain or loss arising on the disposal or retirement of an item of property, plant and equipment is determined as the difference between the sales proceeds and the carrying amount of the assets and is recognized in profit or loss.

f. Intangible assets

Intangible assets are carried at cost less accumulated amortization and net of any adjustment for impairment. Intangible assets consist of communications and spectrum licenses, the acquired license, and software and other related licenses.

The estimated useful lives and amortization methods are reviewed at the end of each reporting year, with the effect of any changes in the estimate being accounted for on a prospective basis.

An intangible asset is derecognized when no future economic benefits from use are reasonably expected. Gains or losses arising from de-recognition of an intangible asset, measured as the difference between the net proceeds and the carrying amount of the assets are recognized in profit or loss when the asset is derecognized.

CABLE BAHAMAS LTD.

Notes to the Consolidated Financial Statements
For the Year Ended June 30, 2024
(Continued)
(Expressed in Bahamian dollars)

3. Material Accounting Policies (Continued)

f. Intangible assets (continued)

Costs associated with maintaining software programs are recognized as an expense as incurred. Development costs that are directly attributable to the design and testing of identifiable and unique software products controlled by the group are recognized as intangible assets where the following criteria are met:

- it is technically feasible to complete the software so that it will be available for use.
- management intends to complete the software and use or sell it.
- there is an ability to use or sell the software.
- it can be demonstrated how the software will generate probable future economic benefits.
- adequate technical, financial, and other resources to complete the development and to use or sell the software are available, and
- the expenditure attributable to the software during its development can be reliably measured.

Capitalized development costs are amortized from the point at which the asset is ready for use.

Software-as-a-Service (SaaS) arrangements

SaaS arrangements are service contracts providing the Group with the right to access the cloud provider’s application software over the contract period. Costs incurred to configure or customize, and the ongoing fees to obtain access to the cloud provider’s application software, are recognized as operating expenses when the services are received.

Some of the costs incurred relate to the development of software code that enhances or modifies, or creates additional capability to, existing on-premise systems and meets the definition of, and the recognition criteria for, an intangible asset. These costs are recognized as intangible software assets and amortized over the useful life of the software on a straight-line basis. The useful lives of these assets are reviewed at least at the end of each financial year, and any change accounted for prospectively as a change in accounting estimate.

g. Impairment of non-financial assets

At each consolidated statement of financial position date, management reviews the carrying amounts of its tangible and intangible assets, including right-of-use assets, to determine whether there is any indication that those assets have suffered an impairment loss. If any such indication exists, the recoverable amount of the asset is estimated in order to determine the extent of the impairment loss (if any). Recoverable amount is the higher of fair value less costs to sell and value in use. Any impairment loss is recognized immediately in the consolidated statement of profit or loss and other comprehensive income.

CABLE BAHAMAS LTD.

Notes to the Consolidated Financial Statements
For the Year Ended June 30, 2024
(Continued)
(Expressed in Bahamian dollars)

3. Material Accounting Policies (Continued)***h. Subscriber deposits***

In the normal course of its operations, the Group requires its customers to make deposits relating to services contracted. These deposits are repayable to the customer on termination of contracted services, net of any outstanding amounts due.

i. Foreign currency translation

The Group's functional and presentation currency used to measure amounts included in the financial statements of the Group's entities is the Bahamian dollar.

Foreign currency transactions are translated into the functional currency using the exchange rates at the dates of the transactions. Foreign exchange gains and losses resulting from the settlement of such transactions and from the translation of monetary assets and liabilities denominated in foreign currencies at year-end exchange rates are recognized in the consolidated statement of profit or loss and other comprehensive income.

j. Financial instruments

Financial assets and financial liabilities are recognized in the Group's consolidated statement of financial position when the Group becomes a party to the contractual provisions of the instrument. Financial assets and financial liabilities are initially measured at fair value. Transaction costs that are directly attributable to the acquisition or issue of financial assets and financial liabilities (other than financial assets and financial liabilities at fair value through profit or loss) are added to or deducted from the fair value of the financial assets or financial liabilities, as appropriate, on initial recognition. Transaction costs directly attributable to the acquisition of financial assets or financial liabilities at fair value through profit or loss are recognized immediately in profit or loss.

Financial assets

All regular way purchases or sales of financial assets are recognized and derecognized on a trade date basis. Regular way purchases or sales are purchases or sales of financial assets that require delivery of assets within the time frame established by regulation or convention in the marketplace.

All recognized financial assets are measured subsequently in their entirety at either amortized cost or fair value, depending on the classification of the financial assets.

3. Material Accounting Policies (Continued)***j. Financial instruments (continued)*****Classification and measurement of financial assets**

Debt instruments that meet the following conditions are measured subsequently at amortized cost:

- the financial asset is held within a business model whose objective is to hold financial assets in order to collect contractual cash flows; and
- the contractual terms of the financial asset give rise on specified dates to cash flows that are solely payments of principal and interest on the principal amount outstanding.

By default, all other financial assets are measured subsequently at fair value.

Amortized cost and the effective interest method

The effective interest method is a method of calculating the amortized cost of a debt instrument and of allocating interest income over the relevant period.

For financial assets other than purchased or originated credit-impaired financial assets (i.e. assets that are credit-impaired on initial recognition), the effective interest rate is the rate that exactly discounts estimated future cash receipts (including all fees and points paid or received that form an integral part of the effective interest rate, transaction costs and other premiums or discounts) excluding expected credit losses, through the expected life of the debt instrument, or, where appropriate, a shorter period, to the gross carrying amount of the debt instrument on initial recognition.

The amortized cost of a financial asset is the amount at which the financial asset is measured at initial recognition minus the principal repayments, plus the cumulative amortization using the effective interest method of any difference between that initial amount and the maturity amount, adjusted for any loss allowance. The gross carrying amount of a financial asset is the amortized cost of a financial asset before adjusting for any loss allowance.

Financial assets as at fair value through profit or loss (FVTPL)

Financial assets at FVTPL include financial assets held for trading, financial assets designated upon initial recognition at FVTPL, or financial assets mandatorily required to be measured at fair value. Financial assets are classified as held for trading if they are acquired for the purpose of selling or repurchasing in the near term. Financial assets with cash flows that are not solely payments of principal and interest are classified and measured at FVTPL, irrespective of the business model. Notwithstanding the criteria for debt instruments to be classified at amortized cost or fair value through other comprehensive income (FVOCI), debt instruments may be designated at FVTPL on initial recognition if doing so eliminates, or significantly reduces, an accounting mismatch.

3. Material Accounting Policies (Continued)

j. Financial instruments (continued)

Classification and measurement of financial assets (continued)

Financial assets as at fair value through profit or loss (FVTPL) (continued)

Financial assets at FVTPL are measured at fair value at the end of each reporting period, with any fair value gains or losses recognized within other income in the consolidated statement of profit or loss and other comprehensive income to the extent they are not part of a designated hedging relationship. The net gain or loss recognized in profit or loss includes unrealized fair value gain or loss, and any dividend or interest earned on the financial asset, and would be included in profit or loss.

Impairment of financial assets and contract assets

The Group recognizes an allowance for expected credit losses (“ECL”) on financial assets, other than those measured at fair value through profit or loss, and on contract assets. The Group determines a lifetime ECL for trade receivables and contract assets using the simplified approach of IFRS 9: Financial Instruments (IFRS 9). The ECL on these assets are estimated using a provision matrix based on historical credit loss experience, in order to determine a loss rate.

At each reporting period, the Group calculates a loss rate which is applied as a percentage to the period-ending balance of each respective aging category. The result in the aggregate across the aging categories, is the updated ECL. The allowance for ECL is adjusted at each period-end to reflect the reassessed ECL for the period.

This may be adjusted for factors that are specific to the debtors, and general forward-looking economic conditions. The Group has identified the gross domestic product (GDP) and the unemployment rate of the country in which it sells its goods and services to be the most relevant forward-looking factors, and accordingly may adjust the historical loss rates based on expected changes in these factors.

To measure the ECL, trade receivables and contract assets have been grouped based on shared credit risk characteristics and the days past due. The contract assets relate to the Group’s remaining performance obligations to provide wireless services to customers under long-term contracts and have substantially the same risk characteristics as the trade receivables for the same types of contracts. The Group has therefore concluded that the expected loss rates for trade receivables are a reasonable approximation of the loss rates for the contract assets.

For all other financial instruments, the Group would recognize lifetime ECL if there has been a significant increase in credit risk since initial recognition. If the credit risk of the financial instrument has not increased significantly since initial recognition, the Group measures a loss allowance for that financial instrument at an amount equal to a 12-month ECL.

CABLE BAHAMAS LTD.

Notes to the Consolidated Financial Statements
For the Year Ended June 30, 2024
(Continued)
(Expressed in Bahamian dollars)

3. Material Accounting Policies (Continued)

j. Financial instruments (continued)

Impairment of financial and contract assets (continued)

Lifetime ECL represents the expected credit losses that will result from all possible default events over the expected life of a financial instrument. In contrast, 12-month ECL represents the portion of lifetime ECL that is expected to result from default events on a financial instrument that are possible within 12 months after the reporting date. The amount is updated at each reporting period to reflect changes in credit risk since initial recognition of the respective financial instrument.

In assessing whether the credit risk on a financial instrument has increased significantly since initial recognition, the Group compares the risk of a default occurring on the financial instrument at the reporting date with the risk of a default occurring on the financial instrument at the date of initial recognition. The Group considers available reasonable and supportive forward-looking information, which would include factors such as:

- actual or expected significant adverse changes in business, financial, or economic conditions that are expected to cause a significant change to the borrower’s ability to meet its obligations, or
- actual or expected significant changes in the operating results of the debtor.

Regardless of the analysis above, the Group presumes that the credit risk on a financial asset has increased significantly since initial recognition when contractual payments are more than 30 days past due, unless the Group has reasonable and supportable information that demonstrates otherwise. A default on a financial asset is when the counterparty fails to make contractual payments within 90 days of when they fall due.

Write-offs

Financial assets are written off when there is no reasonable expectation of recovery, such as a failure to make contractual payments for a period of greater than 270 days past due, and a debtor failing to engage in a repayment plan with the Group. When a trade receivable or contract asset is considered uncollectible, it is written off against the allowance account. Subsequent recoveries of amounts previously written off are credited against the allowance account.

Financial liabilities

Financial liabilities (including borrowings, lease liabilities, and trade and other payables) are classified as and subsequently measured at amortized cost using the effective interest method.

CABLE BAHAMAS LTD.

Notes to the Consolidated Financial Statements
For the Year Ended June 30, 2024
(Continued)
(Expressed in Bahamian dollars)

3. Material Accounting Policies (Continued)

j. Financial instruments (continued)

Financial liabilities (continued)

The effective interest is a method of calculating the amortized cost of a financial liability and of allocating interest expense over the period. The effective interest rate is the rate that exactly discounts estimated future cash payments (including all fees and points paid or received that form an integral part of the effective interest rate, transaction costs and other premiums or discounts) through the expected life of the financial liability, or (where appropriate) a shorter period, to the net carrying amount on initial recognition.

Derecognition of financial liabilities

The Group derecognizes financial liabilities when, and only when, the Group obligations are discharged, cancelled or have expired. The difference between the carrying amount of the financial liability derecognized and the consideration paid and payable is recognized in the consolidated statement of profit or loss and other comprehensive income.

Modification of financial liabilities

When the Group exchanges with an existing lender one debt instrument into another one with substantially different terms, such exchange is accounted for as an extinguishment of the original financial liability and the recognition of a new one. Similarly, the Group accounts for a substantial modification of terms of an existing liability or part of it as an extinguishment of the original financial liability and the recognition of a new liability. It is assumed that the terms are substantially different if the discounted present value of future cash flows under the new terms, including any fees paid, and discounted using the original effective interest rate is at least ten percent (10%) different from the discounted present value of the remaining cash flows of the original financial liability. If the modification is not substantial, the difference between: (1) the carrying amount of the liability before the modification, and (2) the present value of future cash flows after modification is recognized in profit or loss, as a modification gain or loss in the consolidated statement of profit or loss and other comprehensive income.

k. Trade and other payables

These amounts represent unsecured liabilities for goods and services provided to the Group prior to the end of the financial year, which are unpaid. Trade and other payables are presented as current liabilities unless payment is not due within 12 months after the reporting period. They are recognized initially at their fair value and subsequently measured at amortized cost using the effective interest method.

CABLE BAHAMAS LTD.

Notes to the Consolidated Financial Statements
For the Year Ended June 30, 2024
(Continued)
(Expressed in Bahamian dollars)

3. Material Accounting Policies (Continued)

l. Basic and diluted earnings per share (EPS)

Basic earnings per share is calculated by dividing net income attributable to ordinary equity holders of the Parent for the year by the weighted average number of ordinary shares outstanding during the year. Diluted earnings per share is calculated by dividing net income for the year by the weighted average number of ordinary shares outstanding during the year if all convertible securities and potentially dilutive instruments were exercised. Potentially dilutive instruments are all outstanding stock options. Unless the Group has no additional potential shares outstanding, the diluted EPS will always be lower than the basic EPS.

m. Retirement benefit costs

Employer contributions made to the Group's defined contribution retirement benefit plan are charged as an expense when employees have rendered service entitling them to contribution. The benefit plan is separately managed and administered by a third-party service provider. The Group has no legal or constructive obligations to pay further contributions if the plan does not hold sufficient assets to pay all employees the benefits relating to employee service in the current and prior periods.

n. Share based option plan

The Company provides to key employees through a long-term incentive plan, the option to acquire ordinary shares in the Company. The fair value of the options is determined using the Black Sholes option pricing model. As the options vest over the term of the plan, an expense is recognized in profit or loss with a corresponding increase in equity.

o. Treasury shares

The Group may purchase its own ordinary shares in the open market. The amounts paid to purchase those shares including trade commissions are deducted from retained earnings and are recorded as treasury shares, which is a contra-equity account.

p. Related parties

Related parties include key management personnel (senior executive officers and directors), entities that are controlled by these parties, and ordinary shareholders with significant influence.

Notes to the Consolidated Financial Statements
For the Year Ended June 30, 2024
(Continued)
(Expressed in Bahamian dollars)

3. Material Accounting Policies (Continued)

q. Revenue from contracts with customers

The Group recognizes revenues from the sale of products or the rendering of services in a manner that represents the transfer of goods and/or services to customers consistent with an amount reflecting the expected consideration in return for those goods or services; when all of the following conditions are met:

- There is clear evidence that an arrangement exists.
- The amount of revenue and related cost can be measured reliably.
- It is probable that the economic benefits associated with the transaction will flow to the Group.
- For bundled arrangements, the total arrangement consideration is allocated to each separately identifiable product or service included in the contract with the customer based on its stand-alone selling price. Generally, stand-alone selling prices are determined based on the observable prices at which products are sold separately without a service contract and prices for non-bundled service offers with the same range of services, adjusted for market conditions and other factors, as appropriate.

In particular, the Group recognizes:

- Television, internet, telephony, and postpaid wireless airtime and data subscriber revenues over time as the service is delivered (usually monthly).
- Fees for local, long distance and wireless services (e.g. prepaid and roaming), and pay-per-use services when the services are provided.
- Other fees, such as network access fees, license fees, hosting fees, maintenance fees, standby fees, and equipment rental fees over the term of the contract as services are delivered.
- Revenues from the sale of equipment when the equipment is delivered and accepted by customers.
- Revenues on long-term contracts over time as services are provided, when equipment is delivered to and accepted by customers, and contract performance obligations are met.
- Advertising revenue, net of agency commission when advertisements are aired on television.

The Group measures revenues at the fair value of the arrangement consideration. Revenues are reduced for customer rebates and allowances and exclude taxes the Group collects from customers.

The Group may also enter into arrangements with dealers who would also provide services to the customer base. When the Group acts as the principal in these arrangements, revenue is recognized based on the amounts billed to customers. Otherwise, the net amount that is retained as revenue is recognized.

Notes to the Consolidated Financial Statements
For the Year Ended June 30, 2024
(Continued)
(Expressed in Bahamian dollars)

3. Material Accounting Policies (Continued)

q. Revenue from contracts with customers (continued)

A contract asset is recognized in the consolidated statement of financial position when the right to consideration from the transfer of products or services to a customer is conditional on the obligation to transfer other products or services. Contract assets are transferred to trade receivables when the right to the consideration becomes conditional only as to the passage of time. Incremental costs of obtaining a contract with a customer, principally comprised of sales commissions and prepaid contract fulfillment costs, are included in contract assets in the consolidated statement of financial position. These costs are deferred when incurred and are recorded as operating expenses over the pattern of transfer of goods and services to the customer, except where the amortization period is one year or less, in which case costs of obtaining a contract are immediately expensed.

Capitalized costs are amortized on a systematic basis that is consistent with the period and pattern of transfer to the customer of the related products or services. The Group amortizes these amounts over the average term of its customer contracts.

Payments received in advance from subscribers, including upfront refundable payments, are treated as a contract liability and presented as “deferred income” in the consolidated statement of financial position and are recognized as income when the relevant performance obligations are satisfied.

r. Leases

The Group as a lessee

The Group rents real estate, poles, and other support structures, and equipment. The Group assesses whether a contract is or contains a lease, at inception of a contract. The Group recognizes a right-of-use asset and a corresponding lease liability with respect to all arrangements in which it is the lessee, except for short term leases (defined as leases with a lease term of 12 months or less) and leases of low value assets. For these leases, the Group recognizes the lease payments as an operating expense on a straight-line basis over the term of the lease unless another systematic basis is more representative of the time pattern in which economic benefits from the leased assets are consumed.

The lease liability is initially measured at the present value of the lease payments that are not paid at the commencement date, discounted by using the rate implicit in the lease. If this rate cannot be readily determined, the Group uses an incremental borrowing rate. The lease liability is subsequently measured by increasing the carrying amount to reflect the interest on the lease liability (using the effective interest method) and by reducing the carrying amount to reflect the principal portion of the lease payments.

CABLE BAHAMAS LTD.

Notes to the Consolidated Financial Statements
For the Year Ended June 30, 2024
(Continued)
(Expressed in Bahamian dollars)

3. Material Accounting Policies (Continued)

r. Leases (continued)

The right-of-use assets comprise the initial measurement of the corresponding lease liability, lease payments made at or before the commencement day, and any initial direct costs. They are subsequently measured at cost less accumulated depreciation and any impairment losses.

When the Group has a present obligation to dismantle and remove a leased asset, restore the site on which it is located, or restore the underlying asset to the condition required by the terms and conditions of the lease, a provision is recognized for reliably estimable costs. This provision is included on the consolidated statement of financial position.

Lease assets which are right-of-use assets are depreciated over the shorter period of the lease term and useful life of the underlying asset. If a lease transfers ownership of the underlying assets, the cost of the right-of-use asset reflects that the Group expects to exercise a purchase option, the related right-of-use asset is depreciated over the useful life of the underlying asset. The depreciation starts at the commencement date of the lease.

The lease assets are presented within property, plant and equipment in the consolidated statement of financial position.

The Group as a lessor

The Group has not entered into any lease agreements as a lessor.

s. Taxation

Under the current laws of The Bahamas, there are no income, withholding, or capital gains taxes imposed.

The Value Added Tax (“VAT”) Act, as amended, imposes VAT at a rate of 10%. The Group in compliance with this Act, charges its customers VAT through its invoices on all applicable services.

t. Tax deposits

Deposits paid to the tax authority with respect to tax matters that are outside the scope of IAS 12, that are in dispute are accounted for within prepaid expense and deposits in the consolidated statement of financial position until the dispute is resolved. Upon resolution of the dispute, the tax authority will be required to either refund the tax deposit to the Group (if the dispute is resolved in the Group’s favor) or use the deposit to settle the Group’s liability (if the dispute is resolved in the tax authority’s favor).

3. Material Accounting Policies (Continued)

u. Provisions

Provisions are recognized when the Group has a present obligation (legal or constructive) as a result of a past event, it is probable that the Group will be required to settle the obligation, and a reliable estimate can be made of the amount of the obligation. The amount recognized as a provision is the best estimate of the consideration required to settle the present obligation at the end of the reporting year, taking into account the risks and uncertainties surrounding the obligation. When a provision is measured using the cash flows estimated to settle the present obligation, its carrying amount is the present value of those cash flows (when the effect of the time value of money is material).

When some or all of the economic benefits required to settle a provision are expected to be recovered from a third party, a receivable is recognized as an asset if it is virtually certain that reimbursement will be received, and the amount of the receivable can be measured reliably.

v. Segment reporting

The Group uses as its basis for segmentation and reporting, the results of operations and the financial position of its separately managed business components for which the chief operating decision maker reviews the financial results.

w. Corresponding figures

Where necessary, corresponding figures are adjusted to conform with changes in presentation in the current year.

4. Critical Accounting Judgements and Key Sources of Estimation Uncertainty

The preparation of consolidated financial statements in conformity with IFRS requires management to make estimates and assumptions that affect the reported amounts of assets and liabilities and disclosure of contingent assets and liabilities at the date of the consolidated financial statements, and the reported amounts of revenue and expenses during the reporting year. Actual results could differ from those estimates.

The estimates and underlying assumptions are reviewed on an ongoing basis. Revisions to accounting estimates are recognized in the year in which the estimate is revised if the revision affects only that year or in the year of the revision and future years if the revision affects both current and future years.

The Group bases its estimates on a number of factors, including historical experience, current events and actions that the Group may undertake in the future and other assumptions that it believes are reasonable under the circumstances. By their nature, these estimates and judgements are subject to measurement uncertainty.

Notes to the Consolidated Financial Statements
For the Year Ended June 30, 2024
(Continued)
(Expressed in Bahamian dollars)

4. Critical Accounting Judgements and Key Sources of Estimation Uncertainty (Continued)

This note provides an overview of the areas that involved a higher degree of judgement or complexity, and of items which are more likely to be materially adjusted due to estimates and assumptions turning out to be incorrect.

a) Estimated useful economic lives of tangible and finite-lived intangible assets

Property, plant and equipment represents 66% (2023: 61%) of the Group’s total assets. Intangible assets represent 10% (2023: 11%) of the Group’s total assets. Changes in technology or intended use of these assets, as well as changes in business prospects or economic and industry factors, may cause the estimated useful lives of these assets to change.

Management determines the useful lives and residual values for assets when they are acquired, based on experience with similar assets and taking into account other relevant factors such as any expected changes in technology. The depreciation charge for an asset is derived using estimates of its expected useful life and expected residual value, which are reviewed annually.

Refer to Note 9 for further details of changes made during the current year impacting the estimated useful life of certain components of the Group’s property, plant and equipment.

b) Impairment of tangible and intangible assets

If events or changes in circumstances during the reporting year indicate that a tangible or intangible asset might be impaired, the recoverable amount of the asset is estimated in order to determine the extent of the impairment loss (if any). When it is not possible to estimate the recoverable amount of an individual asset, the Group estimates the recoverable amount of the cash generating unit to which the assets belong. When a reasonable and consistent basis of allocation can be identified, corporate assets are also allocated to individual cash generating units or otherwise they are allocated to the smallest group of cash generating units for which a reasonable and consistent allocation basis can be identified.

The recoverable amount is the higher of fair value less cost of disposal and value in use. In assessing value in use, the estimated future cash flows are discounted to their present value using a discount rate that reflects current market assessments of the time value of money and the risks specific to the assets for which the estimates of future cash flows have not been adjusted.

c) Impairment of financial assets and contract assets

The loss allowances for financial assets are based on assumptions about risk of default and expected loss rates. The Group uses judgement in making these assumptions and selecting the inputs to the impairment calculation, based on the Group’s history and existing market conditions, as well as forward-looking estimates at the end of each reporting period.

Notes to the Consolidated Financial Statements
For the Year Ended June 30, 2024
(Continued)
(Expressed in Bahamian dollars)

4. Critical Accounting Judgements and Key Sources of Estimation Uncertainty (Continued)

d) Contingencies

The Group is involved in various claims, tax disputes and legal and regulatory proceedings initiated by various parties seeking monetary damages and other relief. These contingencies represent a potential cost to the business should the final outcomes result in unfavorable decisions against the Group. The Group estimates the amount of a potential loss by analyzing various outcomes and assuming various litigation and settlement strategies, based on information that is available at the time.

e) Multiple element arrangement

Where a contractual arrangement consists of two or more separate elements that have value to a customer on a stand-alone basis (e.g. wireless devices and voice and data services), revenue is recognized for each element as if it were an individual contract. Total contract consideration is allocated between the separate elements based on relative stand-alone selling prices. The Group applies judgement in both identifying separate elements and allocating consideration between them.

f) Reasonable certainty and determination of lease terms

The lease term is a key determinant of the size of the lease liability and right-of-use asset recognized where the Group acts as lessee. In determining the lease term, management considers all facts and circumstances that create an economic incentive to exercise an extension option, or not exercise a termination option. Extension options (or periods after termination options) are only included in the lease term if the lease is reasonably certain to be extended (or not terminated).

For leases that allow for an extension option, the Group performed an assessment of its expectations to continue to use the assets and the expected length of time for which extension options would be reasonably certain. The following considerations represent significant economic incentives to continue to exercise extension options:

- A known impediment such as high costs to remove or relocate the assets,
- Indirect cost due to the possibility of an unsustainable reduction in revenue based on the removal of a necessary piece of the service network, or
- The unavailability of suitable alternative sites.

The Group is typically reasonably certain of exercising extension options on its leases, especially those related to its network assets, primarily due to the significant cost that would be required to relocate the network towers and related equipment.

CABLE BAHAMAS LTD.**Notes to the Consolidated Financial Statements
For the Year Ended June 30, 2024
(Continued)***(Expressed in Bahamian dollars)***4. Critical Accounting Judgements and Key Sources of Estimation Uncertainty (Continued)****g) Capitalizing direct labor**

During its operations, the Group, where applicable, capitalizes certain direct labor costs associated with the acquisition, construction, development, or improvement of the network to property, plant, and equipment. The capitalized amounts are calculated based on allocated time on projects that are capital in nature. Capitalized amounts increase the cost of the asset and result in a higher carrying cost and depreciation expense in future periods.

h) Capitalization of configuration and customization costs in SaaS arrangements

Part of the customization and configuration activities undertaken in implementing SaaS arrangements may entail the development of software code that enhances or modifies, or creates additional capability to the existing on-premise software to enable it to connect with the cloud-based software applications. Judgement is applied in determining whether the additional code meets the definition of, and the recognition criteria for, an intangible asset in IAS 38 *Intangible Assets*.

i) Determination whether configuration and customization services are distinct from the SaaS access

Costs incurred to configure or customize the cloud provider's application software are recognized as operating expenses when the services are received. In a contract where the cloud provider provides both the SaaS configuration and customization, and the SaaS access over the contract term, the management applies judgement to determine whether these services are distinct from each other or not, and therefore, whether the configuration and customization costs incurred are expensed as the software is configured or customized (i.e. upfront), or over the SaaS contract term.

Specifically, where the configuration and customization activities significantly modify or customize the cloud software, these activities are not distinct from the access to the cloud software over the contract term. Judgement has been applied in determining whether the degree of customization and modification of the cloud-based software is significant.

5. Short-Term Investments

The Group holds United States treasury bills and Bahamas Government bonds as lower-risk investments, with maturities of one (1) year or less. The business model for managing these financial assets is to hold to trade within the near term rather than to hold to collect.

5. Short-Term Investments (Continued)

The Group classifies the following financial assets at fair value through profit or loss (FVTPL):

	2024 \$	2023 \$
Bahamas Government Registered Stock	-	10,125,114
United States government debt securities	33,205,048	31,579,927
	<u>33,205,048</u>	<u>41,705,041</u>
Fair value gain on investments at FVTPL	<u>219,495</u>	<u>948,990</u>

6. Trade and Other Receivables

Trade and other receivables comprise the following:

	2024 \$	2023 \$
Subscribers	21,087,191	17,119,647
Other related party receivable (Note 26)	9,024,007	-
Other	6,242,782	4,035,154
	<u>36,353,980</u>	<u>21,154,801</u>
Allowance for expected credit losses	<u>(4,307,470)</u>	<u>(3,715,367)</u>
	<u>32,046,510</u>	<u>17,439,434</u>

Trade receivables are non-interest bearing and are generally on payment terms of net 30 to 90 days.

The movement in allowance for expected credit losses are as follows:

	2024 \$	2023 \$
Balance at the beginning of the year	3,715,367	4,165,656
Amounts written off during the year	(1,828,629)	(3,148,584)
Amounts recovered during the year	188,947	1,311,134
Allowance recognized in the consolidated statement of profit or loss and other comprehensive income	<u>2,231,785</u>	<u>1,387,161</u>
Balance at the end of the year	<u>4,307,470</u>	<u>3,715,367</u>

CABLE BAHAMAS LTD.

**Notes to the Consolidated Financial Statements
For the Year Ended June 30, 2024
(Continued)***(Expressed in Bahamian dollars)***6. Trade and Other Receivables (Continued)**

The following table details the risk profile of trade receivables based on the Group's provision matrix. The Group's allowance for credit losses based on past due status is further distinguished between the Group's customer segments, as different loss patterns have been historically observed. No allowance for expected credit losses has been recognized for other receivables and other related party receivable.

June 30, 2024	Days past due						
Corporate and Government*	≤30	31-60	61-90	91-120	121-150	151-180	≥181
	\$	\$	\$	\$	\$	\$	\$
Expected credit loss rate	5%	5%	6%	9%	14%	31%	53%
Estimated total gross carrying amount at default	4,951,805	1,902,084	1,334,248	1,266,045	1,084,207	551,655	3,560,729
Lifetime ECL	224,509	89,293	76,558	110,154	155,226	172,712	1,890,131

June 30, 2024	Days past due						
Residential	≤30	31-60	61-90	91-120	121-150	151-180	≥181
Expected credit loss rate	11%	17%	42%	84%	98%	98%	99%
Estimated total gross carrying amount at default	3,678,615	1,544,027	442,809	191,829	147,361	133,328	298,449
Lifetime ECL	405,094	266,496	184,688	161,455	143,799	130,906	296,449

June 30, 2023	Days past due						
Corporate and Government*	≤30	31-60	61-90	91-120	121-150	151-180	≥181
	\$	\$	\$	\$	\$	\$	\$
Expected credit loss rate	6%	8%	8%	10%	60%	78%	100%
Estimated total gross carrying amount at default	4,765,846	2,011,441	1,364,172	1,211,986	481,123	225,416	1,005,908
Lifetime ECL	299,066	152,324	112,756	126,407	288,397	175,407	1,005,908

June 30, 2023	Days past due						
Residential	≤30	31-60	61-90	91-120	121-150	151-180	≥181
Expected credit loss rate	12%	25%	56%	75%	92%	97%	100%
Estimated total gross carrying amount at default	3,939,705	1,122,937	322,705	132,334	100,966	96,015	339,093
Lifetime ECL	473,904	275,529	181,570	99,538	92,628	92,840	339,093

*The increase in gross carrying amounts in government receivables is the main driver for the decrease in ECL rates in 2024. For Government, the ECL rate is considered de-minimis.

7. Prepaid Expenses and Deposits

	2024	2023
	\$	\$
Deposits	4,665,141	4,396,921
Government and regulatory fees	4,031,692	2,460,345
Prepaid insurance	146,205	376,214
Support and maintenance contracts	2,405,898	3,705,525
Other	154,392	98,125
	11,403,328	11,037,130

CABLE BAHAMAS LTD.

**Notes to the Consolidated Financial Statements
For the Year Ended June 30, 2024
(Continued)***(Expressed in Bahamian dollars)***7. Prepaid Expenses and Deposits (Continued)**

Deposits include \$849,419 (2023: \$2,118,477) for mobile network expansion and \$2,313,099 (2023: \$1,594,269) in tax deposit paid to the Department of Inland Revenue. Refer to Note 17 for details of the tax deposit paid by the Group during the year.

Government and regulatory fees represent amounts paid for communication fees and regulatory fees paid to Utilities Regulation and Competition Authority ("URCA").

Support and maintenance contracts relate to prepayments made to various vendors that support the fixed and mobile networks of the Group.

8. Contract Assets

The table below provides a reconciliation of the change in the contract assets balance. The Group recognizes contract assets on subsidies given to customers in relation to bundled contracts, as well as costs to obtain contracts. Where the right to consideration, from the transfer of products or services to customers extends beyond twelve months, that portion of the contract asset is presented as a non-current asset on the consolidated statement of financial position.

	2024	2023
	\$	\$
<i>Contract assets relating to bundled contracts</i>		
Balance as at the beginning of the year	747,155	1,516,103
Revenue recognized	560,475	941,226
Transferred to trade receivables	(671,732)	(1,023,665)
Terminations	(87,036)	(686,509)
	548,862	747,155
Allowance for expected credit losses	(233,854)	(233,854)
Balance as at the end of the year	315,008	513,301
<i>Costs to obtain contracts</i>		
Balance as at the beginning of the year	459,103	453,090
Incremental costs of new contracts	450,950	551,154
Amortization included in cost of sales	(519,924)	(545,141)
Charges included in operating expenses	(50,434)	-
Balance as at the end of the year	339,695	459,103
	654,703	972,404

There was no change in the allowance for expected credit loss on contract assets during the period.

CABLE BAHAMAS LTD.

**Notes to the Consolidated Financial Statements
For the Year Ended June 30, 2024
(Continued)***(Expressed in Bahamian dollars)***9. Property, Plant and Equipment**

The movement in property, plant and equipment during the year is as follows:

	Land \$	Commercial Buildings \$	Vehicles \$	Equipment \$	Network Systems & Infrastructure \$	Fiber Optic Network \$	Web Hosting Systems \$	Construction in Progress \$	Total \$
COST:									
Balance at June 30, 2022	25,168,632	45,257,811	14,508,167	195,490,765	415,479,560	28,203,744	1,185,834	11,913,382	737,207,895
Modifications to right-of-use asset	-	-	-	-	-	-	-	-	-
Additions	445,699	766,828	266,510	3,970,327	5,307,435	4,304	-	40,090,276	50,851,379
Transfer of assets	500,000	2,323,500	-	(1,809,281)	4,933,651	-	-	(5,947,870)	-
Disposals	(246,807)	(2,416,380)	(53,373)	(3,673)	(66,539)	-	-	-	(2,786,772)
Balance at June 30, 2023	25,867,524	45,931,759	14,721,304	197,648,138	425,654,107	28,208,048	1,185,834	46,055,788	785,272,502
Modifications to right-of-use asset	11,622	-	-	-	-	-	-	-	11,622
Additions	273,758	440,064	2,032,729	15,222,986	45,002,628	654,261	-	7,292,852	70,919,278
Transfer of assets	-	626,741	1,367,867	8,926,140	37,072,008	-	-	(49,116,013)	(1,123,257)
Disposals	(717,081)	-	-	(98,369)	(7,463)	-	-	-	(822,913)
Balance at June 30, 2024	25,435,823	46,998,564	18,121,900	221,698,895	507,721,280	28,862,309	1,185,834	4,232,627	854,257,232
ACCUMULATED DEPRECIATION:									
Balance at June 30, 2022	2,540,662	22,195,081	13,212,403	126,905,508	240,619,485	23,384,088	1,128,034	-	429,985,261
Depreciation	576,403	1,592,500	879,031	11,872,579	38,529,640	1,085,442	25,917	-	54,561,512
Disposals	(25,150)	(1,393,145)	(26,011)	(3,673)	(66,539)	-	-	-	(1,514,518)
Balance at June 30, 2023	3,091,915	22,394,436	14,065,423	138,774,414	279,082,586	24,469,530	1,153,951	-	483,032,255
Modifications to right-of-use asset	-	-	-	-	-	-	-	-	-
Depreciation	757,225	1,516,604	1,324,242	16,575,310	37,073,057	2,219,382	14,922	-	59,480,742
Transfer of assets	-	-	-	-	-	-	-	-	-
Disposals	(87,449)	-	-	(350)	(4,797)	-	-	-	(92,596)
Balance at June 30, 2024	3,761,691	23,911,040	15,389,665	155,349,374	316,150,846	26,688,912	1,168,873	-	542,420,401
CARRYING VALUE:									
As at June 30, 2024	21,674,132	23,087,524	2,732,235	66,349,521	191,570,434	2,173,397	16,961	4,232,627	311,836,831
As at June 30, 2023	22,775,609	23,537,323	655,881	58,873,724	146,571,521	3,738,518	31,883	46,055,788	302,240,247

At the beginning of the fiscal year 2022, the Group took a decision to transition its fixed distribution network in New Providence from hybrid-fiber coaxial (HFC) to fiber-to-the-home (FTTH), an undertaking which it projected would take four (4) years to complete. In the current year, the Group undertook an impairment assessment of the cash-generating unit (CGU) to which the HFC assets relate, the result of which was that no impairment loss has been recognized. The Group also reassessed the useful life of the HFC assets to be decommissioned in New Providence to determine whether a prospective change was required to either shorten or extend the useful life in line with the project term. During the year, the project's term was extended by an additional six (6) months.

CABLE BAHAMAS LTD.

**Notes to the Consolidated Financial Statements
For the Year Ended June 30, 2024
(Continued)***(Expressed in Bahamian dollars)***9. Property, Plant and Equipment (Continued)**

The calculation of value-in-use involved in the impairment assessment of the CGU is most sensitive to the discount rate assumption. The discount rate represents the current market assessment of the risks specific to the CGU, taking into consideration the time value of money and individual risks of the underlying assets that have not been incorporated in the cash flow estimates. The discount rate is derived from the weighted average cost of capital (WACC) of the Company. The WACC takes into account both debt and equity. The cost of equity is derived from the expected return on investment by the Group's investors. The cost of debt is based on the interest-bearing borrowings the Group is obliged to service.

A discount rate exceeding 15.4% (2023: 18.2%) in the CGU would lead to the recognition of an impairment loss.

Property, plant and equipment on the consolidated statement of financial position comprises both owned and leased assets that do not meet the definition of investment property.

	2024 \$	2023 \$
Property, plant and equipment owned	269,084,029	257,117,223
Right-of-use assets	42,752,802	45,123,024
	<u>311,836,831</u>	<u>302,240,247</u>

The following table provides information on the right-of-use assets included in property, plant and equipment on the consolidated statement of financial position.

	Land \$	Commercial Buildings \$	Network Systems and Infrastructure \$	Total \$
Net carrying amount at				
June 30, 2023	20,299,782	853,158	23,970,084	45,123,024
June 30, 2024	19,198,302	655,501	22,898,999	42,752,802
Depreciation expense for the year ended				
June 30, 2023	576,403	405,392	1,242,382	2,224,177
June 30, 2024	757,225	404,969	1,161,194	2,323,388

9. Property, Plant and Equipment (Continued)

Total additions during the year				
June 30, 2023	445,699	672,238	1,974,143	3,092,080
June 30, 2024	273,758	207,308	-	481,066
Total disposals during the year				
June 30, 2023	(221,657)	(1,086,100)	-	(1,307,757)
June 30, 2024	(717,081)	-	-	(717,081)

10. Intangible Assets

Intangible assets included in the consolidated statement of financial position consist of the following:

Communications licenses

The Company has an Individual Operating License (“IOL”) and an Individual Spectrum License (“ISL”) issued by URCA to provide any network or carriage services in accordance with the conditions of the licenses. This allows the Group to provide telephony, cable television, and internet services in The Bahamas. The Group has recognized costs required to fully utilize its communications licenses as an intangible asset, which are being amortized over the remaining term of the licenses that expire on October 14, 2024.

Aliv has an IOL, authorizing the operation of an electronic communications network and provision of carriage services; and, an ISL, authorizing the use of specific allocations of premium radio spectrum. Both licenses have been awarded for a term of fifteen years that expire on June 29, 2031.

The Group recognized all costs associated with the issuance of the IOL and ISL to Aliv as an intangible asset. These costs are being amortized on a straight-line basis over the term of the licenses.

Software and licenses

All costs associated with internally developed and purchased software and licenses are capitalized including all costs associated with placing the software into service and all costs are amortized on a straight-line basis over their estimated useful lives, which is five (5) to ten (10) years.

*Acquired licenses**Grand Bahama Port Authority License*

Cable Freeport is licensed by the Grand Bahama Port Authority to exclusively conduct its cable television business in the Freeport area through the year 2054. This license is being amortized on a straight-line basis over the term of the license.

10. Intangible Assets (Continued)

SRG has also been licensed by the Grand Bahama Port Authority to provide telecommunications services in the Freeport area.

Intangible assets acquired as a part of the acquisition of SRG included Spectrum and Communications Licenses, collectively the “Acquired Licenses”. The Spectrum license allows SRG to use the Assigned Radio Spectrum in The Bahamas.

The Communications License allows the licensee within, into, from, and through The Bahamas a right to provide Carriage Services and to establish, maintain, and operate one or more networks. Both licenses are being amortized over the remaining term of the licenses which expire in 2024 on the anniversary of their grant dates. As these licenses are of a similar nature and have the same term for reporting and disclosure purposes, they are classified together as the Acquired Licenses.

Work in progress

The work in progress in prior year represents the development costs associated with the billing software for the FTTH network.

The movement in intangible assets during the year consists of the following:

	Communications License	*Software and License	Acquired Licenses	Work in Progress	Total
COST	\$	\$	\$	\$	\$
Balance at June 30, 2022	72,830,680	21,984,332	19,368,563	-	114,183,575
Assets acquired	-	1,985,576	-	2,248,270	4,233,846
Disposals	-	(1,184,685)	-	-	(1,184,685)
Balance at June 30, 2023	72,830,680	22,785,223	19,368,563	2,248,270	117,232,736
Assets acquired	-	2,239,790	-	-	2,239,790
Transfers/adjustments**	-	3,371,527	-	(2,248,270)	1,123,257
Disposals	-	-	-	-	-
Balance at June 30, 2024	72,830,680	28,396,540	19,368,563	-	120,595,783
AMORTIZATION					
Balance at June 30, 2022	32,339,090	10,341,971	14,948,111	-	57,629,172
Amortization for the year	4,897,920	2,321,247	967,734	-	8,186,901
Disposals	-	(787,318)	-	-	(787,318)
Balance at June 30, 2023	37,237,010	11,875,900	15,915,845	-	65,028,755
Amortization for the year	4,897,920	2,918,987	967,734	-	8,784,641
Disposals	-	-	-	-	-
Balance at June 30, 2024	42,134,930	14,794,887	16,883,579	-	73,813,396
CARRYING VALUE:					
June 30, 2024	30,695,750	13,601,653	2,484,984	-	46,782,387
June 30, 2023	35,593,670	10,909,323	3,452,718	2,248,270	52,203,981

CABLE BAHAMAS LTD.**Notes to the Consolidated Financial Statements
For the Year Ended June 30, 2024
(Continued)***(Expressed in Bahamian dollars)***10. Intangible Assets (Continued)**

*Software and licenses include capitalized development costs representing internally generated intangible assets totaling \$1,435,811 (2023: \$1,128,775). During the year, the Group recognized \$1,363,624 (2023: \$1,686,823) in software and licenses in respect of customization and configuration costs incurred in implementing SaaS arrangements.

** The transfers/adjustments include software and licenses amounting to \$1,123,257, which were classified under property, plant, and equipment as construction in progress in the prior year. These have now been reclassified as intangible assets under the category of software and licenses. There is no corresponding amortization impact from the reclassification for the prior year, as the software and licenses were still in progress at that time.

11. Accounts Payable and Accrued Liabilities

Accounts payable and accrued liabilities comprise the following:

	2024	2023
	\$	\$
		Restated Note 27
Government and statutory agencies	18,544,819	29,276,530
Trade payables	18,588,403	13,620,018
Other liabilities	4,103,764	4,584,447
Payroll and employee benefits	3,353,957	2,665,778
	<u>44,590,943</u>	<u>50,146,773</u>

In prior years, URCA issued Preliminary Determinations outlining perceived breaches by the Group relating to the non-payment of fees with respect to its operations in Grand Bahama. URCA asserts that the Group is in breach of Parts IV and XVI of the Communications Act and as such has pursued regulatory measures against the Group with the view to resolve this matter. The Group has maintained that based on provisions of the Hawksbill Creek Agreement, URCA does not have a legal basis to license its operations in Grand Bahama, and has commenced legal proceedings to defend this position. At June 30, 2024 and 2023, a provision has been recognized for what the Group considers to be a probable future outflow and included under amounts payable to the Government and statutory agencies.

On November 21, 2022, URCA issued a Final Determination and Order against the Company with respect to certain matters relating to its compliance with quality of service standards in the provision of its pay television services during the period January to December 2021. At June 30, 2024 and 2023, a provision has been recognized for what the Group considers to be a probable future outflow and included under amounts payable to the Government and statutory agencies. The Group intends to appeal the matter.

CABLE BAHAMAS LTD.**Notes to the Consolidated Financial Statements
For the Year Ended June 30, 2024
(Continued)***(Expressed in Bahamian dollars)***11. Accounts Payable and Accrued Liabilities (Continued)**

In addition to the above, amounts payable to the Government and statutory agencies as of year-end include liabilities owed for value added tax, customs duties, and regulatory and licensing fees.

Accounts payable and accrued liabilities are non-interest bearing. Refer to Note 25 for relevant details on the Group's liquidity risk management processes and payment terms.

12. Lease Liabilities

Lease liabilities include the following:

Lease Liabilities (Group as a lessee)

The lease liabilities corresponding to the right-of-use assets disclosed in Note 9 carry terms ranging from five (5) to forty (40) years and are discounted using the incremental borrowing rate. As at June 30, 2024 and 2023, the balance outstanding included in lease liabilities on the consolidated statement of financial position are outlined below:

	2024	2023
	\$	\$
Non-current portion	52,217,123	53,734,598
Current portion	<u>2,675,669</u>	<u>3,392,819</u>
	<u>54,892,792</u>	<u>57,127,417</u>

Amounts recognized in profit or loss and statement of cash flows related to leases are as follows:

	2024	2023
	\$	\$
Interest expense on lease liabilities	4,365,929	4,524,685
Expense relating to short-term leases	1,208,542	1,280,231
Expense relating to low-value leases	-	4,980
Cash outflows on lease liabilities:		
Interest paid	4,132,788	3,919,332
Principal paid	2,142,970	1,342,692

CABLE BAHAMAS LTD.

Notes to the Consolidated Financial Statements
For the Year Ended June 30, 2024
(Continued)
(Expressed in Bahamian dollars)

13. Notes Payable and Loans

	2024	2023
	\$	\$
<i>Notes Payable</i>		
Series A: 8.00%; 2026	12,486,000	16,648,000
Series B: 8.50%; 2031	39,190,000	39,190,000
	<u>51,676,000</u>	<u>55,838,000</u>
Unamortized cost	(641,657)	(852,320)
Total notes payable	<u>51,034,343</u>	<u>54,985,680</u>

Movement in notes payable is as follows:

Opening balance	54,985,680	58,785,211
Principal payment	(4,162,000)	(4,162,000)
Interest expense	4,720,404	5,193,307
Interest paid	(4,509,741)	(4,830,838)
Closing balance	<u>51,034,343</u>	<u>54,985,680</u>

Series A unsecured notes mature on December 31, 2026, following five (5) equal annual installments which commenced on December 31, 2022, with interest payable at the rate of 8.00% per annum (2023: 8.00%). Series B unsecured notes mature on December 31, 2031, following eight (8) equal annual installments commencing on December 31, 2024, with interest payable at the rate of 8.50% per annum (2023: 8.50%). Interest on the notes is payable semi-annually on the last business day in June and December each year.

	2024	2023
	\$	\$
<i>Loan payable</i>		
Promissory Note:		
HoldingCo: Prime + 3.50%; 2033	-	10,750,000
Accrued interest	<u>-</u>	<u>2,418,389</u>
Total	<u>-</u>	<u>13,168,389</u>

Movement in loan is as follows:

Opening balance	13,168,389	12,517,989
Interest expense	-	650,400
Conversion of promissory note to equity (Note 26)	<u>(13,168,389)</u>	<u>-</u>
Closing balance	<u>-</u>	<u>13,168,389</u>

CABLE BAHAMAS LTD.

Notes to the Consolidated Financial Statements
For the Year Ended June 30, 2024
(Continued)
(Expressed in Bahamian dollars)

13. Notes Payable and Loans (Continued)

The Group had issued a secured promissory note to HoldingCo. for a total of \$10,750,000. This promissory note was set to mature on September 30, 2033, and no installment payments were required prior to the maturity date. Interest on the outstanding principal balance was accrued on a quarterly basis at the Bahamian Prime Lending Rate (which equaled 4.25% as at June 30, 2023), plus a margin of 3.5%. The promissory note was secured by:

- a. Second fixed charge over all present and future freehold and leasehold property of Aliv and all buildings fixtures (including trade fixtures) and all plant and machinery from time to time belonging or held under license or leased by Aliv and all the goodwill and uncalled capital for the time being of the Company.
- b. Second floating charge, over all other undertaking and assets of Aliv whatsoever and wheresoever both present and future.

14. Preferred Shares

	2024	2023
	\$	\$
Opening balance	285,125,457	317,903,610
Redeemed during the year	(14,000,000)	(31,027,000)
Dividend expense	17,757,473	19,837,911
Dividend paid	<u>(17,571,589)</u>	<u>(21,589,064)</u>
Closing balance	<u>271,311,341</u>	<u>285,125,457</u>
Preferred shares – current portion	14,748,713	14,935,890
Preferred shares – non-current portion	256,562,628	270,189,567

Details of preferred shares authorized, issued and outstanding

Authorized:
 10,000 shares par value B\$1,000
 25,000,000 shares par value B\$0.01
 Issued and outstanding

CABLE BAHAMAS LTD.

Notes to the Consolidated Financial Statements
For the Year Ended June 30, 2024
(Continued)
(Expressed in Bahamian dollars)

14. Preferred Shares (Continued)

Series Name	Issued Amount	Par Value	Dividend Rate	Face Value	Maturity Date
2024					
Series One cumulative redeemable amortizing preferred shares	56,000	B\$1,000	8.00%	B\$1,000	Oct-27
Series Fifteen cumulative redeemable preferred shares	128,500	B\$0.01	5.50%	B\$1,000	Jun-32
Series Sixteen cumulative redeemable preferred shares	90,500	B\$0.01	6.00%	B\$1,000	Jun-37
2023					
Series One cumulative redeemable amortizing preferred shares	70,000	B\$1,000	8.00%	B\$1,000	Oct-27
Series Fifteen cumulative redeemable preferred shares	128,500	B\$0.01	5.50%	B\$1,000	Jun-32
Series Sixteen cumulative redeemable preferred shares	90,500	B\$0.01	6.00%	B\$1,000	Jun-37

Preferred shares issued by the Group are unsecured and do not carry voting rights. They pay dividends semi-annually and are ranked ahead of the ordinary shares in the event of liquidation. Proceeds from the issuance of these shares were used to either settle short-term debt commitments or fund capital investments. The preferred shares may be redeemed at the option of the Group with ninety (90) days written notice to the shareholders. As the preferred shares are mandatorily redeemable on a specific date (or in the case of Series 1 amortizing preferred shares, specific dates), they are recognized as financial liabilities in the consolidated financial statements. Series 1 cumulative redeemable amortizing preferred shares mature on October 31, 2027, following five (5) equal annual installments commencing on October 31, 2023.

The Group exercised its option for early redemption of the Series Thirteen preferred shares effective as of June 30, 2023, and a payment was made to those preferred shareholders representing the sum of principal and dividend owed.

The Series Seven preferred shares which matured in May 2016 had an unpaid balance of \$5,827,203 as of June 30, 2022, and was included within the current portion of the preferred shares as of that date. This outstanding balance comprised of a principal amount of \$5,027,000 and a dividend payable amount of \$800,203. In March 2023, the outstanding balance was settled with the respective shareholder, resulting in the extinguishment of the liability associated with the Series Seven preferred shares.

Refinancing of preferred shares

During 2022, the Group renegotiated its obligations to Series Six and Series Nine preferred shareholders. As a result of this renegotiation, the Series Six and Series Nine preferred shares which previously bore dividend rates of 5.75% and 6.25%, respectively, were rolled over to Series Fifteen and Series Sixteen preferred shares carrying dividend rates of 5.50% and 6.00%, respectively, and which also extended the previous redemption dates by eight (8) and twelve (12) years, respectively. The private placement of the new series also yielded an additional \$50 million in subscriptions, split evenly between both series as at June 30, 2022.

CABLE BAHAMAS LTD.

Notes to the Consolidated Financial Statements
For the Year Ended June 30, 2024
(Continued)
(Expressed in Bahamian dollars)

15. Ordinary Share Capital

Ordinary share capital is comprised of the following:

	2024	2023
Issued and fully paid ordinary shares of no par value	43,887,035	43,887,035
	2024	2023
	\$	\$
Ordinary share capital	30,367,307	30,367,307

The authorized ordinary share capital of the Company is \$20,000,000 comprised of 60,000,000 ordinary shares of no par value.

The number of ordinary shares outstanding as at June 30, 2024 was 43,444,410 (2023: 43,433,361) and the weighted average number of ordinary shares was 43,439,846 (2023: 43,388,141).

Ordinary dividends per share

On December 1, 2023, the board declared dividends of \$0.06 per share (2023: \$0.06) which were subsequently paid to ordinary shareholders. On May 9, 2024, the board also declared dividends of \$0.06 per share (2023: \$0.06) which were subsequently paid to ordinary shareholders. The amount of dividends declared and paid was adjusted for treasury shares at the time of the declarations of the dividends which in aggregate totaled \$26,557 (2023: \$56,332).

CABLE BAHAMAS LTD.**Notes to the Consolidated Financial Statements
For the Year Ended June 30, 2024****(Continued)***(Expressed in Bahamian dollars)***15. Ordinary Share Capital (Continued)***Earnings per share*

The earnings used in the calculation of basic and diluted earnings per share are as follows:

	2024	2023
	\$	\$
		Restated Note 27
Earnings used in calculation of basic and diluted earnings per share on profit or loss - attributable to ordinary equity holders of the Parent	(5,259,283)	4,940,859

The weighted average numbers of ordinary shares used in the calculation of basic and diluted earnings per share are as follows:

	2024	2023
Weighted average of ordinary shares used in calculation of basic earnings per share	43,439,846	43,388,141
Number of dilutive shares under share option	817,546	803,228
Weighted average of ordinary shares used in calculation of diluted earnings per share	44,257,392	44,191,369

16. Treasury Shares

Treasury shares are ordinary shares that are held by the Parent in order to enable management's long-term capitalization strategy, in line with the Group's capital risk management structure. The movement in shares during the year is as follows:

	2024	2024	2023	2023
	No. of shares	Dollar value	No. of shares	Dollar value
		\$		\$
Opening balance, beginning of year	453,674	2,433,145	528,224	2,520,617
Acquisition of shares	-	-	51,700	205,058
Sale or transfer of shares	(11,049)	(19,310)	(126,250)	(292,530)
Ending balance, end of the year	442,625	2,413,835	453,674	2,433,145

CABLE BAHAMAS LTD.**Notes to the Consolidated Financial Statements
For the Year Ended June 30, 2024****(Continued)***(Expressed in Bahamian dollars)***17. Commitments and Contingent Liabilities**

The Group has a facility for corporate credit cards and letters of guarantee in the amount \$1,200,000 (2023: \$700,000) held with its bank.

The Group has in place a letter of guarantee with its bank in the amount of \$100,000 (2023: \$100,000) which is considered restricted cash and is included in the term deposits balance; and capital commitments of \$5,130,625 (2023: \$3,811,432) in relation to the acquisition of network infrastructure.

As of June 30, 2024, the Company and Aliv were involved in formal disputes with the Department of Inland Revenue (DIR) regarding assessments issued by the DIR for unpaid taxes and fees totaling \$2,313,099. Aliv's assessment, covering the period from April 1, 2017, to December 31, 2021, amounts to \$1,594,269 and relates to VAT and business license fees on insurance proceeds, international inbound roaming charges, and other items. The Company's assessment, covering the period from January 1, 2018, to June 30, 2022, amounts to \$718,830 and pertains to VAT on international inbound voice charges. The Group, with the assistance of legal counsel, has initiated formal disputes against the DIR and, to avoid potential penalties, has deposited the disputed amounts with the DIR. These payments were made without waiving any rights in the ongoing disputes, and the Group intends to vigorously contest the assessments.

The Group has insurance coverage to certain limits for major risks on property and major claims in connection with legal liabilities arising in the course of operations.

18. Revenue

Set out below is the disaggregation of the Group's revenue from contracts with customers:

Revenue by Stream

	2024	2023
	\$	\$
Service Revenue - Prepaid	64,451,491	61,387,861
Service Revenue - Mobile postpaid	22,867,946	22,683,954
Service Revenue - Fixed postpaid	120,598,181	118,375,762
Sale of telecommunication equipment	9,834,927	10,153,560
Equipment rental revenue	8,889,712	9,037,530
Interconnect & Roaming	12,685,951	6,762,241
Other	2,652,846	2,689,696
	241,981,054	231,090,604

CABLE BAHAMAS LTD.

Notes to the Consolidated Financial Statements
For the Year Ended June 30, 2024
(Continued)
(Expressed in Bahamian dollars)

18. Revenue (Continued)

Revenue by Customer Type

	2024	2023
	\$	\$
Consumer - Fixed	79,101,661	79,801,533
Consumer - Mobile	89,014,075	82,383,186
Corporate and Government - Fixed	52,138,846	49,433,611
Corporate and Government - Mobile	20,089,879	18,088,132
Other	1,636,593	1,384,142
	<u>241,981,054</u>	<u>231,090,604</u>

19. Operating Expenses

Operating expenses consist of the following:

	2024	2023
	\$	\$
		Restated Note 27
Direct costs	31,387,575	30,969,614
Administrative	28,565,566	27,580,797
Marketing	21,289,519	19,558,552
Programming costs	17,788,318	17,204,424
Network operations	17,486,857	17,545,858
Engineering	17,936,449	17,390,218
Government and regulatory fees	14,730,848	13,090,540
	<u>149,185,132</u>	<u>143,340,003</u>

Direct costs include the cost of inventory sold amounting to \$13,572,342 (2023: \$15,655,509) and voice termination costs paid to other network carriers.

Administrative expenses include the audit fees related to the consolidated financial statements of the Group for the year ended June 30, 2024, amounting to \$333,500 (2023: \$308,000) along with audit fees of \$50,000 (2023: \$5,000) associated with an audit prescribed by the DIR. Other fees to the auditor and related network firms for non-assurance services amounted to \$Nil (2023: \$Nil).

In addition to the restatement disclosed in Note 27, the mapping of the operating expenses under the above categories for the prior year has been adjusted to correspond with the current year's presentation. This change in the mapping of expenses did not impact the total operating expenses for the prior year.

CABLE BAHAMAS LTD.

Notes to the Consolidated Financial Statements
For the Year Ended June 30, 2024
(Continued)
(Expressed in Bahamian dollars)

20. Employee Compensation

For the year ended June 30, 2024, employee compensation costs totaled \$37,696,272 (2023: \$36,452,429).

The Group participates in externally managed pension plans. Under the terms of the defined contribution plans, the Group matches employee contributions up to a maximum percentage of salary for its staff and for executive management. The Group's contributions for the year amounted to \$821,439 (2023: \$858,681).

Share-based option plan

The Group has a share-based option plan for key executives of the Group, and under the terms of the plan, the maximum number of shares that may be issued upon the exercise of options shall not exceed 5% of the issued and outstanding shares of the Group and vest equally over four (4) years. Options are granted under the plan for no consideration. The options carry no dividend or voting rights, and they are settled in shares.

The options are recorded at the fair value on the grant date, which was determined using the Black Scholes options pricing model. There were no options granted during the year. The inputs to this model as it relates to the options granted in the 2023 included the exercise price of \$3.95, the share price of \$3.80 on the grant date, expected price volatility of the Group's equity shares of 28.61%, the expiry date of the options, and the risk-free interest rate of 4.25%.

The following share-based options were in existence during the current and prior years:

	Number of share options		Vesting date	Exercise price	Fair value at grant date
	2024	2023		\$	\$
First tranche	165,000	165,000	23-Apr-19	3.72	2.36
Second tranche	1,199,951	1,226,000	27-Mar-23	2.22	2.22
Third tranche	371,250	386,250	22-Oct-24	2.99	0.88
Fourth tranche	353,250	364,500	16-Nov-25	3.09	1.62
Fifth tranche	600,000	600,000	9-Dec-26	3.95	1.82
Total	2,689,451	2,741,750			

CABLE BAHAMAS LTD.**Notes to the Consolidated Financial Statements
For the Year Ended June 30, 2024
(Continued)***(Expressed in Bahamian dollars)***20. Employee Compensation (Continued)**

Movements in the share-based options plan are shown below:

	Movement in number of share-based options		Weighted average exercise price	
	2024	2023	2024	2023
	\$	\$	\$	\$
Outstanding, beginning of year	2,741,750	2,373,500	2.91	2.62
Granted	-	620,000	-	3.95
Forfeited	(41,250)	(198,000)	3.06	2.77
Exercised	(11,049)	(53,750)	2.92	2.23
Outstanding, end of year	<u>2,689,451</u>	<u>2,741,750</u>	2.92	2.91
Exercisable	<u>2,188,996</u>	<u>1,901,962</u>	2.74	2.60

The total number of share options vested as at June 30, 2024 was 2,188,996 (2023: 1,901,962). The increase in fair value of the share options vested during the year was \$600,000 (2023: \$647,686) and is included in operating expenses in the consolidated statement of profit or loss and other comprehensive income. The cumulative fair value of share options vested at June 30, 2024 is \$4,365,724 (2023: \$3,765,724).

21. Related Party Balances and Transactions

Compensation of directors and key management personnel:

	2024	2023
	\$	\$
Short-term benefits	3,842,651	3,410,247
Long-term benefits – share-based plan	217,739	217,739
Post-employment benefits	<u>140,663</u>	<u>107,050</u>
	<u>4,201,053</u>	<u>3,735,036</u>

Total remuneration of directors and key executive personnel is determined by the Compensation Committee of the Board of Directors having regard to qualifications, performance and market trends. These balances are included in operating expenses in the consolidated statement of profit or loss and other comprehensive income.

21. Related Party Balances and Transactions (Continued)

Other balances and transactions with related parties:

	Key Management Personnel	Other Related Parties
	\$	\$
2024		
Balances at the end of the year:		
Accounts payable and accrued liabilities	194	86,862
Notes payable and long-term debt	150,000	-
Preferred shares	20,000	9,450,000
Transactions during the year:		
Revenue	6,492	269,012
Operating expenses	323,193	989,883
Dividends on preferred shares	1,735	777,489

	Key Management Personnel	Other Related Parties
	\$	\$
2023		
Balances at the end of the year:		
Trade and other receivables	-	1,801
Accounts payable and accrued liabilities	201	257,107
Notes payable and long-term debt	200,000	13,168,389
Preferred shares	27,500	10,200,000
Transactions during the year:		
Revenue	10,650	233,927
Operating expenses	244,261	882,891
Dividends on preferred shares	1,803	882,501

The related party amounts within the accounts payable and accrued liabilities, preferred shares, and dividends on preferred shares lines comprise balances and transactions with key management personnel (officers and directors of the Company), business entities closely affiliated with any of those persons and ordinary shareholders with significant influence. Refer to Note 13 for the details of the Shareholder loan included in Notes payable.

22. Fair Values of Financial Assets and Liabilities

The fair value is the amount for which an asset can be exchanged, or liability settled, between knowledgeable, willing parties in an arm's length transaction. Underlying the definition of fair value is the presumption that the Group is a going concern without any intention or need to liquidate or curtail materially the scale of its operations, or undertake a transaction on adverse terms.

CABLE BAHAMAS LTD.

Notes to the Consolidated Financial Statements
For the Year Ended June 30, 2024
(Continued)
(Expressed in Bahamian dollars)

22. Fair Values of Financial Assets and Liabilities (Continued)

In the opinion of management, the estimated fair value of financial assets (the Group's cash, term deposits, and accounts receivable) and financial liabilities (the Group's accounts payable and accrued liabilities, preferred shares, lease liabilities, notes payables, loans, and subscriber deposits) which are not carried at fair value, at the consolidated statement of financial position date were not materially different from their carrying values either due to:

- their immediate or short-term maturity;
- interest rates that approximate current market rates or
- carrying amounts that approximate or equal market value.

Recognized fair value measurements

To provide an indication about the reliability of the inputs used in determining fair value, the Group has classified its financial instruments into the three levels prescribed under the accounting standards. An explanation of each level is as follows:

Level 1: The fair value of financial instruments traded in active markets is based on quoted market prices at the end of the reporting period. The quoted market price used for financial assets held by the Group is the current bid price. The Group holds United States treasury bills which are included in level 1.

Level 2: The fair value of financial instruments that are not traded in an active market is determined using valuation techniques that maximize the use of observable market data and rely as little as possible on entity-specific estimates. If all significant inputs required to fair value an instrument are observable, the instrument is included in level 2. The Group holds Bahamas Government bonds which are included in level 2.

Level 3: If one or more of the significant inputs is not based on observable market data, the instrument is included in level 3. The Group does not hold any level 3 investments.

The Group recognizes transfers into and out of fair value hierarchy levels as at the end of the reporting period. There were no transfers between levels for recurring fair value measurements during the year.

23. Segment Information

The Group identifies its operating segments as the business components that have an appointed segment manager who is accountable to the chief operating decision maker, and that have discrete financial information from which reports are produced for the benefit of review and assessment of its operating activities, financial results, and resource allocation by the chief operating decision maker. All reportable segments operate in The Bahamas.

CABLE BAHAMAS LTD.

Notes to the Consolidated Financial Statements
For the Year Ended June 30, 2024
(Continued)
(Expressed in Bahamian dollars)

23. Segment Information (Continued)

The accounting policies of the reportable segments are the same as the Group's accounting policies described in Note 3 and services as described in Note 1. Segment profit or loss represents the profit or loss earned by each segment. This is the measure reported to the chief operating decision maker for the purposes of resource allocation and assessment of segment performance.

The details of the various operating segments are as follows:

2024					
	Cable	ALIV	Segment Totals	Eliminations	Consolidated Totals
	\$	\$	\$	\$	\$
Revenue from external customers	145,082,680	110,492,645	255,575,325	(13,594,271)	241,981,054
Interest expense	2,162,940	20,959,971	23,122,911	(13,832,674)	9,290,237
Depreciation and amortization	46,712,311	24,729,206	71,441,517	(3,176,134)	68,265,383
Reportable segment profit (loss)	(18,934,675)	12,800,848	(6,133,827)	2,770,522	(3,363,305)
Operating expenses	89,492,953	65,940,268	155,433,221	(6,248,089)	149,185,132
Reportable segment assets	519,452,229	205,998,488	725,450,717	(255,272,495)	470,178,222
Reportable segment liabilities	274,995,687	338,240,384	613,236,071	(176,987,827)	436,248,244
2023 Restated (Note 27)					
	Cable	ALIV	Segment Totals	Eliminations	Consolidated Totals
Revenue from external customers	146,498,330	102,758,103	249,256,433	(18,165,829)	231,090,604
Interest expense	2,283,657	24,481,829	26,765,486	(15,550,206)	11,215,280
Depreciation and amortization	39,446,483	26,848,038	66,294,521	(3,546,108)	62,748,413
Reportable segment profit (loss)	14,727,893	(22,481,433)	(7,753,540)	1,060,257	(6,693,283)
Operating expenses	87,008,481	66,617,112	153,625,593	(10,285,590)	143,340,003
Reportable segment assets	544,877,112	220,702,582	765,579,694	(271,325,287)	494,254,407
Reportable segment liabilities	276,865,348	408,362,277	685,227,625	(210,694,682)	474,532,943

24. Non-Controlling Interest

The non-controlling interest relates to the 51.75% of ordinary shares in Aliv, held by The Government of The Bahamas through its special purpose holding company, HoldingCo. The Group has a 48.25% shareholding in Aliv and has board and management control.

A Shareholders Agreement dated July 1, 2016 between the Company and HoldingCo governs the ownership of Aliv. The agreement provides guidance and specific requirements and commitments to each of the parties inclusive of ownership structure, capitalization, change of control, reporting and strategic initiatives, investments and related party transactions, and the structure of the Board of Directors. In accordance with the agreement, 51.75% of the capital requirements of Aliv of \$70,167,306 was provided by HoldingCo and the remaining 48.25% in the amount of \$65,421,691 was provided by the Company.

CABLE BAHAMAS LTD.**Notes to the Consolidated Financial Statements
For the Year Ended June 30, 2024
(Continued)***(Expressed in Bahamian dollars)***24. Non-Controlling Interest (Continued)**

The movement in non-controlling interest is as follows:

	2024 \$	2023 \$
Balance at beginning of year	(98,399,273)	(86,765,131)
Share of net income (loss) for the year	1,895,978	(11,634,142)
Capital contribution by non-controlling interest (Note 26)	22,192,396	-
Balance, end of year	<u>(74,310,899)</u>	<u>(98,399,273)</u>

25. Risk Management

There are a number of risks inherent in the telecommunications industry that the Group manages on an ongoing basis. Among these risks, the more significant are credit, liquidity, market (foreign exchange, interest rate, price), capital risks and climate-related risks.

Credit risk

Credit risk arises from the failure of a counterparty to perform according to the terms of contracts. From this perspective, the Group's significant exposure to credit risk is primarily concentrated with cash and cash equivalents, trade and other receivables, and its investment in short-term government debt securities. Subscriber deposits are maintained until the services are terminated to offset any outstanding balances due to the Group. In order to limit the amount of credit exposure, accounts in arrears at 90 days are disconnected depending on their credit history. Cash and cash equivalents are predominantly in Bahamian or United States dollars and have been placed with high quality financial institutions. While cash and cash equivalents are also subject to the impairment requirements of IFRS 9, the identified impairment loss was immaterial.

Liquidity risk

Liquidity risk reflects the risk that the Group will not be able to meet an obligation when it becomes due or honor a credit request to a customer and/or related party. The Group maintains a satisfactory portion of its assets in cash and other liquid assets to mitigate this risk. In addition, the Group keeps its trade payables within agreed upon terms with its vendors. On a daily basis, the Group monitors its cash and other liquid assets to ensure that they sufficiently meet the Group's liquidity requirements.

25. Risk Management (Continued)***Liquidity risk (continued)***

The following tables detail the Group's remaining contractual maturity for its non-derivative financial assets, and non-derivative financial liabilities with agreed repayment periods. The tables have been drawn up based on the undiscounted contractual maturities of the financial assets including interest that will be earned on those assets, and the undiscounted cash flows of financial liabilities based on the earliest date on which the Group can be required to pay. The tables include both interest and principal cash flows. To the extent that interest flows are floating rate, the undiscounted amount is derived from interest rate curves at the end of the reporting period. The contractual maturity is based on the earliest date on which the Group may be required to pay. The inclusion of information on non-derivative financial assets is necessary in order to understand the Group's liquidity risk management as the liquidity is managed on a net asset and liability basis.

	Less than 1 Month	1-3 Months	3 Months to 1 Year	1-5 Years	5+ Years	Total	Carrying Amount
	\$	\$	\$	\$	\$	\$	\$
Cash and term deposits	29,134,530	-	1,657,225	-	-	30,791,755	30,791,755
Short-term investments	10,504,653	-	22,700,395	-	-	33,205,048	33,205,048
Trade and other receivables	36,279,759	74,221	-	-	-	36,353,980	32,046,510
Financial assets at June 30, 2024	<u>75,918,942</u>	<u>74,221</u>	<u>24,357,620</u>	<u>-</u>	<u>-</u>	<u>100,350,783</u>	<u>96,043,313</u>

	Less than 1 Month	1-3 Months	3 Months to 1 Year	1-5 Years	5+ Years	Total	Carrying Amount
	\$	\$	\$	\$	\$	\$	\$
Accounts payable and accrued liabilities	13,548,538	10,271,763	2,908,055	-	-	26,728,356	26,728,356
Preferred shares (Note 27)	-	-	32,097,500	106,013,014	283,642,500	421,753,014	271,311,341
Notes payable	-	-	13,013,219	42,864,988	10,632,563	66,510,770	51,034,343
Lease liabilities	2,033,964	1,133,739	3,715,166	27,889,427	121,239,958	156,012,254	54,892,792
Financial liabilities at June 30, 2024	<u>15,582,502</u>	<u>11,405,502</u>	<u>51,733,940</u>	<u>176,767,429</u>	<u>415,515,021</u>	<u>671,004,394</u>	<u>403,966,832</u>
Net liquidity gap as at June 30, 2024	<u>60,336,440</u>	<u>(11,331,281)</u>	<u>(27,376,320)</u>	<u>(176,767,429)</u>	<u>(415,515,021)</u>	<u>(570,653,611)</u>	

The Group has adequate liquid assets to cover its liabilities due within the next year. Its significant investments in Property, Plant, and Equipment generate positive cash flow, which supports the repayment of longer-term liabilities, with cash flow improving in years without major capital projects. After the completion of the FTTH rollout in New Providence, no further significant investments in PPE are expected. Additionally, the group holds preferred shares and notes as part of its long-term financing strategy, offering the flexibility to refinance these instruments and extend their maturities, thereby supporting both short- and medium-term operations and growth.

	Less than 1 Month	1-3 Months	3 Months to 1 Year	1-5 Years	5+ Years	Total	Carrying Amount
	\$	\$	\$	\$	\$	\$	\$
Cash and term deposits	53,568,039	-	11,689,957	-	-	65,257,996	65,257,996
Short-term investments	4,552,060	15,559,054	21,593,927	-	-	41,705,041	41,705,041
Trade and other receivables	21,098,244	56,557	-	-	-	21,154,801	17,439,434
Financial assets at June 30, 2023	<u>79,218,343</u>	<u>15,615,611</u>	<u>33,283,884</u>	<u>-</u>	<u>-</u>	<u>128,117,838</u>	<u>124,402,471</u>

CABLE BAHAMAS LTD.**Notes to the Consolidated Financial Statements
For the Year Ended June 30, 2024****(Continued)***(Expressed in Bahamian dollars)***25. Risk Management (Continued)***Liquidity risk (continued)*

	Less than 1 Month	1-3 Months	3 Months to 1 Year	1-5 Years	5+ Years	Total	Carrying Amount
	\$	\$	\$	\$	\$	\$	\$
Accounts payable and accrued liabilities	15,695,401	8,957,913	6,611,516	-	-	31,264,830	31,264,830
Preferred shares	-	-	32,112,842	125,613,014	296,140,000	453,865,856	285,125,457
Notes payable	-	-	8,665,842	48,478,800	18,031,969	75,176,611	54,985,680
Loans	-	-	-	-	22,144,399	22,144,399	13,168,389
Lease liabilities	2,696,075	937,075	4,204,018	20,151,588	136,755,488	164,744,244	57,127,417
Financial assets at June 30, 2023	18,391,476	9,894,988	51,594,218	194,243,402	473,071,856	747,195,940	441,671,773
Net liquidity gap as at June 30, 2023	60,826,867	5,720,623	(18,310,334)	(194,243,402)	(473,071,856)	(619,078,102)	

*Market risk**Foreign currency risk*

Foreign currency risk relates to the Group operating in different currencies and converting non-Bahamian earnings at different foreign exchange levels when adverse changes in foreign currency exchange rates occur. The Group is not directly exposed to foreign currency risk, as operations are denominated in Bahamian dollars (and US dollars), which is fixed to the US dollar at the following rate: B\$1 = US\$1.

Interest rate risk

Interest rate risk is the potential for a negative impact on the consolidated statement of financial position or the consolidated statement of profit or loss and other comprehensive income arising from adverse changes in the value of financial instruments as a result of changes in interest rates. The Group manages interest cost using a mixture of fixed-rate and variable-rate debt.

Sensitivity analysis

The Group's exposure to variable interest rates was limited to its outstanding promissory notes which have been extinguished as of June 30, 2024. For floating rate liabilities in the prior year, the analysis was prepared assuming the amount outstanding at the end of the reporting year was outstanding for the whole year. A 25, 50 and 75 basis point increase or decrease is used when reporting interest rate risk internally to key management personnel and represents management's assessment of the reasonably possible change in interest rates.

CABLE BAHAMAS LTD.**Notes to the Consolidated Financial Statements
For the Year Ended June 30, 2024****(Continued)***(Expressed in Bahamian dollars)***25. Risk Management (Continued)***Interest rate risk (continued)**Sensitivity analysis (continued)*

Should effective interest rates increase or decrease, the Group will be exposed to a cash flow risk. The effect on cash flows, and net and comprehensive income would be as follows:

Change in interest rate	2024	2023
	\$	\$
+/- 0.75%	-	155,625
+/- 0.50%	-	103,750
+/- 0.25%	-	51,875

Price risk

The Group's exposure to price risk arises from short-term investments held by the Group and classified in the consolidated statement of financial position as fair value through profit or loss. The Group mitigates this risk by investing in government debt securities which are regarded as conservative, low-risk investments.

Capital risk management

The Board of Directors manages the Group's capital to ensure that it has a strong capital base to support the development of its business. The Board of Directors seeks to maximize the return to shareholders through optimization of the Group's debt and equity balance. The Group's risk management structure promotes making sound business decisions by balancing risk and reward. The Group is not subject to any externally imposed capital requirements.

The Directors promote revenue generating activities that are consistent with the Group's risk appetite, policies and the maximization of shareholder return. The capital structure of the Group consists of preferred shares and equity attributable to the common equity holders of the Group, comprising issued capital and retained earnings as disclosed in Notes 14 and 15. The Board of Directors review the capital structure at least annually.

As part of this review, the Board considers the cost of the capital and the risks associated with each class of capital. Based on recommendations of the Board, the Group manages its capital structure through the payment of common and preferred dividends, the redemption of preferred shares, ordinary share purchases through normal share repurchase, and the restructuring of the capital base.

CABLE BAHAMAS LTD.

Notes to the Consolidated Financial Statements
For the Year Ended June 30, 2024
(Continued)
(Expressed in Bahamian dollars)

25. Risk Management (Continued)

Climate-related risk

The Group acknowledges the increasing impact of climate change on its business operations and financial performance and has considered how climate change risks and opportunities influence the Group’s financial reporting, including asset valuations, liabilities, and long-term financial sustainability.

The Group has identified several climate-related risks that could impact its consolidated financial position and performance. Exposure to extreme weather events such as hurricanes could potentially affect business operations, supply chain management and damage infrastructure, significantly affecting the Group’s ability to maintain services to its customers.

The Group’s response to this risk includes ensuring that adequate insurance is in place, developing strong relationships with vendors for priority during catastrophic events and ensuring back-ups of key systems are maintained.

26. Material Transactions and Agreements

On October 31, 2023, the Company and HoldingCo, acting in their capacity as shareholders, entered into a Deed of Contribution (Deed) with Aliv to implement certain measures to enhance Aliv's current and future net assets by a sum of \$70 million on a pro rata basis, as further outlined below. The objective of the Deed was to ensure Aliv's solvency. Specifically, the Deed prescribed that:

i. Effective July 1, 2023:

- The conversion of promissory notes, along with all accrued interest, from debt to equity; and
- The conversion from debt to equity, or alternatively, the payment to Aliv of contributions of capital by each shareholder, matching the amount of certain payables due and owing by Aliv to its shareholders, which remained outstanding as at June 30, 2023.
- The restructuring of the \$70 million loan granted by the Company to Aliv. The revised terms include removing the compounding of interest on an annual basis, with retroactive effect from December 22, 2020, the original loan date. The interest rate is set at 10% simple interest from the loan date to June 30, 2021, and at 8% simple interest from July 1, 2021, until the loan's maturity date. The principal will be repaid in seven equal annual installments, starting in December 2033. Additionally, the Company reserves the right to repay any or all of the loan prior to its maturity.

CABLE BAHAMAS LTD.

Notes to the Consolidated Financial Statements
For the Year Ended June 30, 2024
(Continued)
(Expressed in Bahamian dollars)

26. Material Transactions and Agreements

- ii. Renegotiation of the terms of the Master Service Agreement (MSA) dated July 1, 2021 between the Company and Aliv; and
- iii. Subject to a revaluation of Aliv being completed, the payment of the Shareholders' pro-rata additional contributions of capital in the aggregate sum of \$11,317,000 (the Maximum Aggregate Contribution) over the ensuing two (2) years from the date of the Deed.

During the current year, the shareholders effected the following in respect of the Deed:

- a) The Company funded a portion of its capital commitment through the conversion of debt due by Aliv under the MSA, totaling \$8,413,692. In addition, and as specified in the Deed, converted promissory notes due to it by Aliv, along with accrued interest payable, in the aggregate amount of \$12,711,438. The conversions from debt to equity made by the Company were eliminated on consolidation and, therefore, have no impact on the consolidated financial statements.
- b) The \$70 million loan was restructured. The resulting modification gain for Aliv and loss for the Company, along with the loan itself, were eliminated on consolidation, but resulted in an increase in net and comprehensive income (loss) for the year attributable to non-controlling interest.
- c) HoldingCo, met its capital contribution requirement under the Deed through creation of a financial obligation to Aliv in the amount of \$9,024,007, which is recognized as a receivable at the year end. In addition, it converted promissory notes due to it by Aliv along with accrued interest payable in the aggregate amount of \$13,168,389.

The substance of these actions under the Deed has been recognized as capital contributions with no gain or loss being recognized. In the case of HoldinCo, its capital contribution has been recognized as an increase attributable to non-controlling interest in the statement of changes in equity.

27. Restatement of Prior Year Comparative Figures

During the year, the Company underwent an audit by the DIR covering the period January 1, 2018 to June 30, 2022. The audit principally resulted in the reassessment of certain tax positions in VAT and business license filings in the prior years. Further to the audit, the Group performed an internal review of filings made during the year ended June 30, 2023 and applied tax positions assessed by DIR. The reassessment resulted in a material misstatement of previously reported tax liabilities recognized in prior financial years, and a corresponding misstatement of tax expenses in the consolidated statement of profit or loss and other comprehensive income.

CABLE BAHAMAS LTD.

**Notes to the Consolidated Financial Statements
For the Year Ended June 30, 2024
(Continued)****27. Restatement of Prior Year Comparative Figures (Continued)**

The misstatements have been treated as errors and corrected by restating each of the affected consolidated financial statement line items for the prior periods as follows.

Consolidated statement of financial position (extract)	June 30, 2023	Increase/ (Decrease)	June 30, 2023 Restated	June 30, 2022	Increase/ (Decrease)	July 1, 2022 Restated
	\$	\$	\$	\$	\$	\$
Accounts payable and accrued liabilities*	44,929,640	5,217,133	50,146,773	46,025,380	5,566,085	51,591,465
Total Current Liabilities	72,115,168	5,217,133	77,332,301	67,017,742	5,566,085	72,583,827
Total Liabilities	469,315,810	5,217,133	474,532,943	505,300,026	5,566,085	510,866,111
Retained Earnings	92,970,563	(5,217,133)	87,753,430	92,853,610	(5,566,085)	87,287,525
Total Equity	24,938,597	(5,217,133)	19,721,464	36,455,786	(5,566,085)	30,889,701

*The restatement amount affects the government and statutory agencies within accounts payable and accrued liabilities.

Consolidated statement of profit or loss and other comprehensive income (extract)	2023	Increase/(Decrease)	2023 Restated
	\$	\$	\$
Operating Expenses	(143,688,955)	348,952	(143,340,003)
Operating Income	23,524,108	348,952	23,873,060
Net and comprehensive income (loss)	(7,042,235)	348,952	(6,693,283)
Net and comprehensive income (loss) for the year attributable to:			
Owners of the parent	4,591,907	348,952	4,940,859
Non-controlling interest	(11,634,142)	-	(11,634,142)
	(7,042,235)	348,952	(6,693,283)
Basic earnings per share	0.11	0.00	0.11
Diluted earnings per share	0.10	0.00	0.10

Consolidated statement of cash flows (extract)**Cash flows from operating activities:**

Net Loss for the year	(7,042,235)	348,952	(6,693,283)
Operating cash flows before working capital changes	88,242,702	348,952	88,591,654
Decrease in accounts payable and accrued liabilities	(1,377,715)	(348,952)	(1,726,667)
Net cash from operating activities	76,502,721	-	76,502,721

The restatement affects the Cable segment in the segment information disclosure in Note 23 and has impacted the operating expenses, reportable segment profit (loss) and reportable segment liabilities lines.

CABLE BAHAMAS LTD.

**Notes to the Consolidated Financial Statements
For the Year Ended June 30, 2024
(Continued)****28. Subsequent Events**

Subsequent to June 30, 2024:

- Aliv completed the early redemption of its Series I cumulative redeemable amortizing preferred shares with outstanding principal of \$56,000,000 as at June 30, 2024. As part of the early redemption, a final dividend was declared and paid for the period from May 1, 2024 to the date of closing.
- Aliv issued Series II cumulative redeemable amortizing preferred shares totaling \$120,000,000, which carry a dividend rate of 8%, payable semi-annually, with the first payment scheduled for April 30, 2025. Each share has a par value of \$1,000 and matures on October 31, 2034. The principal repayment will occur in five (5) annual installments beginning on October 30, 2030.
- Approval has been granted by the DIR to include Aliv as part of the Company's VAT group. This consolidation aligns with the Group's strategic tax planning initiatives and is expected to streamline the tax compliance processes across the entities.
- URCA renewed the individual operating license and the individual spectrum license of the Company for a term of fifteen (15) years.

Executive Team



FRANKLYN BUTLER II
Executive Vice Chairman,
President & CEO

JOHN GOMEZ
Chief ALIV Officer

VICTOR MARCIAL
Chief Financial Officer

STEPHEN CURRAN
Chief Technical Officer



DWAYNE DAVIS
Chief Information
Officer

TRACEY BOUCHER
Vice President
Engineering & Technology

AMBER CAREY
Vice President, Marketing
& Consumer Solutions

ED DUNCOMBE
Vice President,
Human Resources



HYACINTH SMITH
Acting VP Legal/Corporate
Secretary

CHARNETTE THOMPSON
Vice President,
Enterprise Solutions

NICOLA ROY
Vice President,
Finance

CRAIG PINK
Head of Fibre To The Home
(FTTH)

Corporate Information

Directors

NAME	TITLE	OCCUPATION
Ross McDonald	Chairman	Businessman
Franklyn Butler II	Executive Vice Chairman	President & CEO, Cable Bahamas Ltd.
Gary Kain	Director	Businessman
Michele Merrell	Director	VP Global Marketing & Communications
Sean McWeeney Jr.	Director	Counsel & Attorney-at-law
Gowon Bowe	Director	President, Fidelity Bank & Trust
Dexter Cartwright	Director	Chief Financial & Strategy Officer
Felix Stubbs	Director	Businessman

Officers/Executives

NAME	TITLE
Franklyn Butler II	Executive Vice Chairman, President & CEO
John Gomez	Chief ALIV Officer
Victor Marcial	Chief Financial Officer
Amber Carey	Vice President, Marketing & Consumer Solutions
Stephen Curran	Chief Technology Officer
Craig Pink	Head of Fibre To The Home (FTTH)
Edward Duncombe	Vice President, Human Resources
Tracey Boucher	Vice President Engineering & Technology
Charnette Thompson	Vice President Enterprise Solutions
Nicola Roy	Vice President, Finance
Dwayne Davis	Chief Information Officer
Hyacinth Smith	Acting VP Legal/Corporate Secretary

**SHARE REGISTRAR AND
TRANSFER AGENT**
Bahamas Central
Securities Depository
310 Cotton Tree Plaza
Unit 4
East Bay Street
P O Box N 9307
Nassau, The Bahamas
Tel (242) 322 5523

LEGAL ADVISORS
Graham Thompson & Co
Sassoon House
Shirley Street & Victoria
Avenue P.O Box N 213
Nassau, The Bahamas
Tel (242) 322 4130

AUDITORS
PricewaterhouseCoopers
2 Bayside Executive Park,
West Bay Street & Blake
Road, Nassau,
The Bahamas
P O Box N 3910
Tel (242) 302 5300

PRINCIPAL BANKERS
Royal Bank of Canada Royal
Bank House
East Hill Street
P O Box N 7549
Nassau, The Bahamas
Tel (242) 356 8500

Audit & Risk Committee

The Audit & Risk Committee is comprised of independent Directors who are neither officers nor employees of the Company or any of its subsidiaries. The Audit & Risk Committee is responsible for oversight of the financial reporting and internal controls of the Company, which includes the review and evaluation of the appropriate accounting principles and practices to be observed in the preparation of the accounts of the Company and its subsidiaries inclusive of tax planning initiatives and tax compliance. The Audit & Risk Committee is responsible for the initial review of the Company’s annual audited consolidated financial statements prior to consideration thereof by the Board of Directors and direct oversight of the internal audit function. It approves the internal and external audit activities proposed each year to be conducted by the appointed independent auditors. The Audit & Risk Committee also recommends the appointment and approves the terms of engagement of the independent auditors.

Gary Kain

Members of the Audit & Risk Committee include:

- Gary Kain Chairperson
- Michele Merrell Member
- Gowon Bowe Member
- Dexter Cartwright Member



Directors Table FY24

NAME, POSITION OR OFFICER	POSITION WITH SIGNIFICANT AFFILIATE	ANNUAL DIRECTOR FEES	SHARE OPTIONS	INTEREST IN CONTRACTS WITH CBL GROUP OR ITS SUBSIDIARIES	OWNERSHIP IN OTHER COMPANIES, PUBLIC ISSUERS OR REGULATED ENTITIES.	DIRECTORSHIPS IN OTHER COMPANIES, PUBLIC ISSUERS OR REGULATED ENTITIES.	EMPLOYMENT IN OTHER COMPANIES	SERVICE CONTRACTS WITH ANY CONTROLLING SHAREHOLDER OF CBL GROUP
Ms. Michele Merrell, Chairperson of the Nominating & Corporate	Director, Be ALIV Ltd.	35,000	97,500	N/A	N/A	N/A	Vice President of Global Marketing & Communications	N/A
Mr. Gowon Bowe	N/A	30,000	N/A	Chief Executive Officer of Fidelity Bank (Bahamas) Limited with which the CBL Group has various banking relationships, including lines of credit.	N/A	Director, Fidelity Bank (Bahamas) Limited (public entity) Director, Akeliusfonder Ltd. (regulated investment fund) Director, Akelius Invest Limited (regulated securities investment advisor)”	CEO Fidelity Bank & Trust Ltd.	N/A
Mr. Gary Kain, Chairperson of the Audit and Risk Committee	Director, Be ALIV Ltd.	40,000	100,000	N/A	N/A	N/A	Businessman	N/A
Mr. Franklyn A. Butler II, Executive Vice Chairman	Chairman, Be ALIV Ltd.	N/A	500,000	Share Holding in CBL via Milo Butler Group- 3,311,932 CBL Series 15 -16 Preference Shares Series A 8% Bonds - 15000”	N/A	Chairman & Director - AML Foods Ltd. Director - Arawak Port Development Company Director - Bahamas Property Fund Director- RBC Royal Bank (Bahamas) Director - Milo B. Butler & Sons Investments Co Ltd.	N/A	N/A
Mr. Ross McDonald, Chairman, Chairperson of the HR & Compensation Committee	Director, Be ALIV Ltd.	70,000	175,000	Chairman of RF Group which is also the key brokerage house for all Cable Bahamas Group Investments, Preference Shares and Bond Trustee Share Holding in CBL - 14,703	N/A	Chairman - RF Holdings	N/A	N/A
Mr. Sean McWeeney Jr.	N/A	30,000	20,000	N/A	NA	N/A	Counsel & Attorney -Graham Thompson & Co	N/A
Mr. Felix Stubbs	N/A	30,000	N/A	N/A	FINS Investments Ltd., Plato Alpha	CIBC Bahamas, CIBC Trust Bahamas, Doctors Hospital, BAF, New Providence Ecology Park	N/A	N/A
Mr. Dexter Cartwright	N/A	30,000	N/A	N/A	N/A	N/A	N/A	N/A

Corporate Governance

Our governance and internal control framework helps the Board to exercise proper oversight of the company’s governance policies and procedures whilst retaining overall accountability. The Corporate Governance Rules and associated compliance systems are operating efficiently and effectively in all respects. The Guidelines can be found in the footer of our webpage under Corporate - Company Profile. <https://www.rev.bs/about>

The Directors of the Company received aggregate compensation, including salary, performance bonuses, stock options and post-employment benefits amounting to \$888,709 in the financial year 2023 – 2024.

CORPORATE GOVERNANCE COMPLIANCE STATEMENT

As required by Rule 23(5) of the Securities Industry (Corporate Governance) Rules 2019, as amended (the “Rules”), Cable Bahamas Ltd. hereby confirms that it is in compliance with the Rules.

The Chairman and the CFO have confirmed to the Board that the audited financial statements included within this Annual Report present a true and fair view of the affairs of the company.

All Directors noted under the corporate information section of this Annual Report are standing for reelection for the FY 24-. The biographical details can be found in the following link on the Groups Website

<https://www.rev.bs/about/board-of-directors/>

The table below represents the meetings held during the year by the board and its committees in discharging its responsibilities to the Group.

CBL Board of Directors

DATE OF MEETING	ATTENDEES	ABSENTEES
AGM December 11, 2023	Ross McDonald, Franklyn Butler II, Michele Merrell, Sean McWeeney Jr., Gowon Bowe	Gary Kain
February 8, 2024	Franklyn Butler II, Michele Merrell, Gary Kain, Ross McDonald, Sean McWeeney Jr., Gowon Bowe, Felix Stubbs, Dexter Cartwright	
May 9, 2024	Franklyn Butler II, Michele Merrell, Gary Kain, Ross McDonald, Sean McWeeney Jr., Gowon Bowe, Felix Stubbs	Dexter Cartwright
June 13, 2024	Franklyn Butler II, Michele Merrell, Gary Kain, Ross McDonald, Sean McWeeney Jr., Gowon Bowe, Felix Stubbs, Dexter Cartwright	
September 9, 2024	Franklyn Butler II, Michele Merrell, Gary Kain, Ross McDonald, Sean McWeeney Jr., Gowon Bowe, Felix Stubbs, Dexter Cartwright	
September 26, 2024	Franklyn Butler II, Michele Merrell, Gary Kain, Ross McDonald, Sean McWeeney Jr., Gowon Bowe, Felix Stubbs, Dexter Cartwright	

AUDIT & RISK COMMITTEE

DATE OF MEETING	ATTENDEES	ABSENTEES
February 5, 2024	Gary Kain, Michele Merrell, Gowon Bowe, Dexter Cartwright	
May 2, 2024	Gary Kain, Michele Merrell, Gowon Bowe, Dexter Cartwright	
June 12, 2024	Gary Kain, Michele Merrell, Gowon Bowe, Dexter Cartwright	
August 23, 2024	Gary Kain, Michele Merrell, Gowon Bowe, Dexter Cartwright	
September 25, 2024	Gary Kain, Michele Merrell, Gowon Bowe, Dexter Cartwright	

HR & COMPENSATION COMMITTEE

DATE OF MEETING	ATTENDEES	ABSENTEES
February 6, 2024	Ross McDonald, Michele Merrell, Gowon Bowe, Felix Stubbs	
June 20, 2024	Ross McDonald, Michele Merrell, Gowon Bowe, Felix Stubbs	
August 21, 2024	Ross McDonald, Michele Merrell, Gowon Bowe, Felix Stubbs	
September 25, 2024	Ross McDonald, Michele Merrell, Gowon Bowe, Felix Stubbs	

NOMINATING & CORPORATE GOVERNANCE COMMITTEE

DATE OF MEETING	ATTENDEES	ABSENTEES
April 26, 2024	Michele Merrell, Gary Kain, Ross McDonald, Sean McWeeney	
June 12, 2024	Michele Merrell, Sean McWeeney, Gary Kain,	Ross McDonald
August 22, 2024	Michele Merrell, Sean McWeeney, Gary Kain,	Ross McDonald

GROUP TECHNOLOGY COMMITTEE

NOMINATING & CORPORATE GOVERNANCE COMMITTEE

DATE OF MEETING	ATTENDEES	ABSENTEES
Feb. 19, 2024	Dexter Cartwright, Felix Stubbs, Ross McDonald, Charles Johnson, Gowon Bowe, Gary Kain, Michele Merrell	
March 26, 2024	Dexter Cartwright, Ross McDonald, Charles Johnson, Gary Kain, Michele Merrell	Felix Stubbs, Gowon Bowe

ANNUAL ATTESTATION

- During the year the Board of Directors are fully compliant with all the Group’s Rules of Business Conduct and Ethics.
- The Financial Statements are presented to and approved by the Board of Directors and the Balance Sheet is Signed by at least 1 Active Director.
- The Board of Directors confirm that the operations of Cable Bahamas Group are a Going Concern.
- On an Annual Basis the Board or Directors through its Audit and Risk Committee assess the key risks affecting the Group. This involves meeting with external auditors to review findings from the audit as well as input from The Legal and Regulatory team and also the Finance Executive Management. The Board ensures appropriate controls to mitigate that identified risks have been implemented and where necessary ensures new and updated controls are put in place. The process for the identification and management of risks in FY 24 was deemed to be effective.
- To the best of its knowledge, information and belief, The Board has complied in all material respects with the requirements of The Securities Industry (Corporate Governance) Rules.



cablebahamas

Annual Report 2024